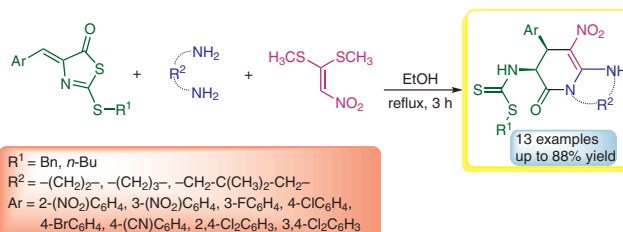


Synthesis of Functionalized Bicyclic Pyridones Containing the Dithiocarbamate Group Using Thioazlactones, Diamines, and Nitroketene Dithioacetal

Marziyeh Saeedi^aMaryam Khoshdoun^aSalman Taheri^{*a}Azim Ziyaei Halimehjani^{*b,c} Aliasghar Mohammadi^aMohammad Reza Halvagar^aVahid Amani^d

^a Chemistry & Chemical Engineering Research Center of Iran, P.O. Box 14335-186, Tehran, Iran
 taherisalman@gmail.com

^b Faculty of Chemistry, Kharazmi University, P. O. Box 15719-14911, 49 Mofateh Street, Tehran, Iran
 ziyaei@khu.ac.ir

^c Institut für Organische Chemie, Albert-Ludwigs-Universität Freiburg, Albertstraße 21, 79104 Freiburg im Breisgau, Germany

^d Department of Chemistry, Farhangian University, Tehran, Iran

Published as part of the Virtual Collection in Honor of Prof. Issa Yavari

Received: 19.03.2021

Accepted after revision: 26.04.2021

Published online: 27.04.2021

DOI: 10.1055/a-1492-9229; Art ID: so-2021-d0015-op



License terms:

© 2021. The Author(s). This is an open access article published by Thieme under the terms of the Creative Commons Attribution-NonDerivative-NonCommercial-License, permitting copying and reproduction so long as the original work is given appropriate credit. Contents may not be used for commercial purposes or adapted, remixed, transformed or built upon. (<https://creativecommons.org/licenses/by-nc-nd/4.0/>)

Abstract An efficient method for the synthesis of highly substituted bicyclic pyridone derivatives containing the dithiocarbamate group is reported via a one-pot three-component reaction of 2-(alkylthio)thioazlactones, diamines, and nitroketene dithioacetal in EtOH under catalyst-free conditions. The reaction proceeds via a domino amidation–intramolecular 1,4-addition-type Friedel–Crafts alkylation reaction to afford the corresponding fused bicyclic pyridones with high yields and diastereoselectivity.

Key words thioazlactone, nitroketene dithioacetal, bicyclic pyridine, dithiocarbamate, catalyst-free

Among the various types of fused heterocyclic compounds, bicyclic pyridone scaffolds are present in the structure of many biologically active compounds and natural products.¹ Compounds containing these motifs show various properties including anticancer,² antianxiety,³ antileishmanial,⁴ antibacterial,⁵ antifungal,⁶ anti-HIV,⁷ and anti-inflammatory⁸ activities. Various methods for the synthesis of substituted bicyclic pyridones have been reported.⁹ Among them, the cyclocondensation of ketenamines with dielectrophiles such as propiolic esters,¹⁰ diethyl but-2-ynedioate,¹¹ β -ketoesterenol tosylates,¹² α -bromoaldehydes,¹³

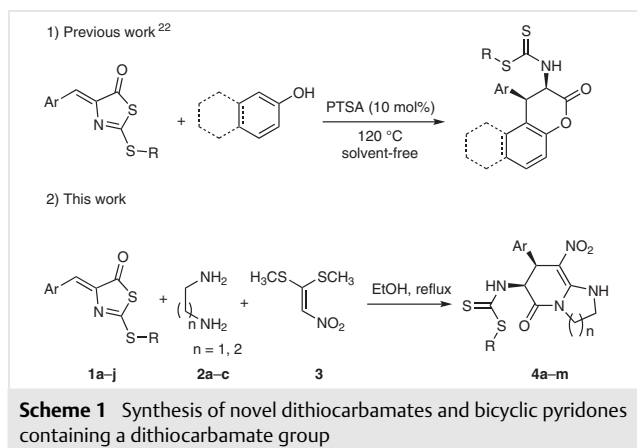
azlactones,¹⁴ itaconic anhydride,¹⁵ and other compounds¹⁶ are extensively utilized for the synthesis of libraries of bicyclic pyridones.

Dithiocarbamates are well known for their applications as herbicides, fungicides, and pesticides in agriculture.¹⁷ The dithiocarbamate group is also a valuable pharmacophore that induces diverse biological activities when incorporated in a particular structure.¹⁸ Therefore, finding novel methods for the synthesis of various heterocycles containing a dithiocarbamate group is interesting for biological studies.

Heterocyclic ketene aminals are useful dinucleophiles for the construction of fused heterocyclic compounds and have been extensively applied in cascade reactions with dielectrophiles for the synthesis of condensed nitrogen-containing heterocycles.¹⁹

Although there are many reports on the utilization of azlactones in organic transformations,²⁰ the use of thioazlactones with similar active sites has received less attention.²¹ Lin and co-workers reported the synthesis of bicyclic pyridone derivatives using ketene aminals and azlactones in the presence of acetic acid.¹⁴ Recently, our group has reported a domino reaction for the diastereoselective synthesis of novel alkyl 2,3-dihydro-3-oxo-1-aryl-1*H*-benzo[*f*]chromen-2-ylcarbamodithioates and alkyl 3,4-dihydro-2-oxo-4-aryl-2*H*-chromen-3-ylcarbamodithioates via the reaction of naphthols and phenols with thioazlactones (Scheme 1, reaction 1).²² In continuation of our research toward the synthesis of novel dithiocarbamates and their applications as intermediates in organic chemistry,²³ we wish

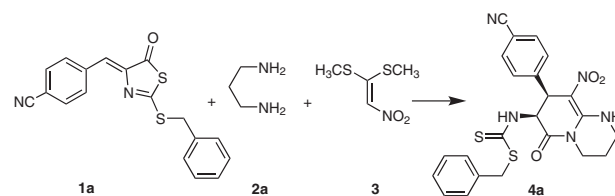
to report herein the synthesis of novel bicyclic pyridone derivatives containing a dithiocarbamate group from 2-alkylthio-thioazlactones, diamines, and nitroketene dithioacetal (Scheme 1, reaction 2).²⁴ The presence of the dithiocarbamate and pyridone motifs in a single skeleton may have a synergic effect to provide a new class of heterocyclic compounds with interesting biological activities.



A model reaction between thioazlactone **1a** (1 equiv), 1,3-diaminopropane **2a** (1 equiv), and nitroketene dithioacetal **3** (1 equiv) was examined to optimize the reaction conditions. No reaction occurred at room temperature in water, EtOH, and CHCl₃ under catalyst-free conditions (Table 1, entries 1–3), nor was there any reaction in refluxing water (Table 1, entry 4). In refluxing EtOH for 3 h (Table 1, entry 5), a high yield (88%) of the desired product **4a** was obtained. Using an acid such as *p*-toluenesulfonic acid (Table 1, entry 6) or a base such as triethylamine (Table 1, entry 7) as possible catalysts for this reaction in ethanol showed no improvement of the reaction yield. In addition, varying other reaction conditions such as temperature, ratio of the starting materials, and reaction time did not improve the reaction yield.

After optimization of the reaction conditions, the scope and limitations of this protocol were examined using various thioazlactones and diamines in the reaction with nitroketene dithioacetal **3** (Table 2). We confirmed that thioazlactones with electron-withdrawing groups on the aryl group are suitable substrates for this protocol (**4a–m**), but those containing an electron-donating group gave an inseparable mixture containing only trace amounts of the desired product. Varying the substitution pattern from benzylthio to butylthio on the thioazlactones gave similar yields (Table 2, entries 12 and 13). In addition, similar reactivities and yields were obtained using 1,2-diaminoethane, 1,3-diaminopropane, and 2,2-dimethyl-1,3-diaminopropane.

Table 1 Optimization of the Reaction Conditions for the Synthesis of Bicyclic Pyridones **4a**^a

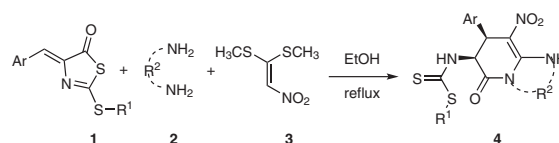


Entry	Catalyst (mol%)	Solvent	Temp (°C)	Yield (%) ^b
1	–	EtOH	r.t.	NR
2	–	CHCl ₃	r.t.	NR
3	–	H ₂ O	r.t.	NR
4	–	H ₂ O	reflux	NR
5	–	EtOH	reflux	88
6	PTSA (30)	EtOH	reflux	64
7	Et ₃ N (30)	EtOH	reflux	45

^a Reaction conditions: **1a** (1 mmol), **2a** (1 mmol), **3** (1 mmol), and solvent (5 mL), 3 h.

^b Isolated yield.

Table 2 Regioselective Synthesis of Bicyclic Pyridones^a



Entry	Ar	R ¹	R ²	Product	Yield (%) ^b
1	4-NCC ₆ H ₄	Bn	–(CH ₂) ₃ –	4a	88
2	4-ClC ₆ H ₄	Bn	–(CH ₂) ₃ –	4b	86
3	2,4-Cl ₂ C ₆ H ₄	Bn	–(CH ₂) ₃ –	4c	83
4	3,4-Cl ₂ C ₆ H ₄	Bn	–(CH ₂) ₃ –	4d	85
5	2-O ₂ NC ₆ H ₄	Bn	–(CH ₂) ₃ –	4e	80
6	4-BrC ₆ H ₄	Bn	–(CH ₂) ₃ –	4f	87
7	3-FC ₆ H ₄	Bn	–(CH ₂) ₂ –	4g	79
8	3,4-Cl ₂ C ₆ H ₄	Bn	–(CH ₂) ₂ –	4h	84
9	2,4-Cl ₂ C ₆ H ₄	Bn	–(CH ₂) ₂ –	4i	82
10	2-O ₂ NC ₆ H ₄	Bn	–CH ₂ –C(CH ₃) ₂ –CH ₂ –	4j	78
11	3-O ₂ NC ₆ H ₄	Bn	–CH ₂ –C(CH ₃) ₂ –CH ₂ –	4k	80
12	2,4-Cl ₂ C ₆ H ₄	<i>n</i> -Bu	–(CH ₂) ₃ –	4l	87
13	3,4-Cl ₂ C ₆ H ₄	<i>n</i> -Bu	–(CH ₂) ₃ –	4m	89

^a Reaction conditions: **1** (1 mmol), **2** (1 mmol), **3** (1 mmol), in refluxing EtOH (5 mL) for 3 h.

^b Isolated yield.

The structures of all desired products **4a–m** were confirmed by FT-IR, ^1H NMR, and ^{13}C NMR spectroscopy and CHN analyses (see the Supporting Information). The ^1H NMR spectra showed four characteristic signals; two signals between $\delta = 5.00\text{--}6.50$ ppm for the aliphatic CH resonances of the 3,4-dihydropyridone ring and two signals above $\delta = 9.0$ ppm for the NH groups of the dithiocarbamate and enamine moieties. The ^{13}C NMR spectra also confirmed the product structure; the chemical shifts for the carbonyl groups of the pyridone ring being between $\delta = 165\text{--}168$ ppm, and the dithiocarbamate group between $\delta = 198\text{--}201$ ppm. Unequivocal evidence for the structure of bicyclic pyridone **3f** was obtained from single-crystal X-ray analysis (Figure 1).²⁴ The same structure patterns were assumed for the other derivatives on the basis of their NMR spectroscopic similarities.

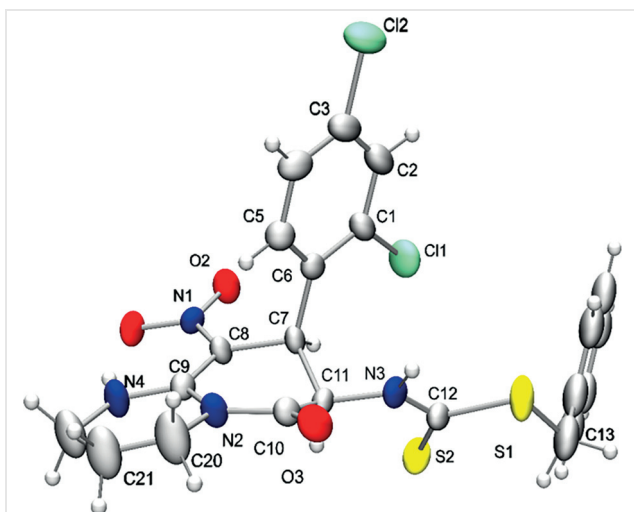
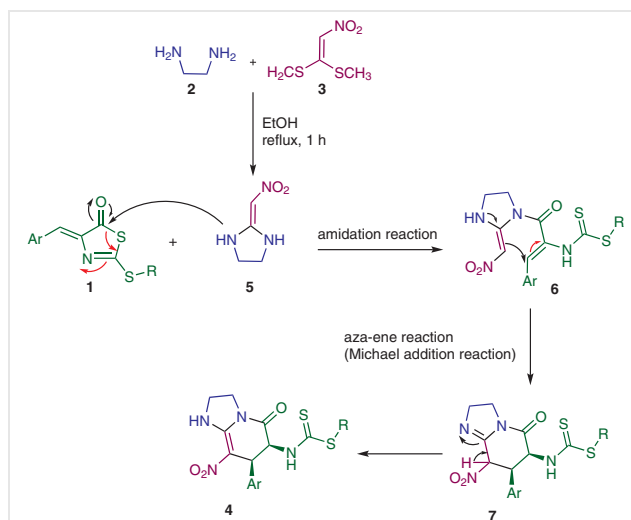


Figure 1 X-ray crystal structure of **4c** (thermal ellipsoids set at the 40% probability level)²⁴

A proposed mechanism for the formation of these bicyclic pyridones is presented in Scheme 2. The first event is condensation of diamine **2** and nitroketene dithioacetal **3** to give the isolable ketene aminal **5**. According to the regio- and stereochemistry of the products, it is conceivable that the next event is the ring opening of thioazlactone **1** with the nitrogen of ketene aminal **5** to afford intermediate **6** after tautomerism. Finally, an intramolecular Michael addition²⁵ provides the intermediate **7**, followed by subsequent imine–enamine tautomerism to result in the desired product **4**.

In summary, we have reported an efficient protocol for the synthesis of novel bicyclic pyridone derivatives via the reaction of 2-(alkylthio)thioazlactones, diamines, and nitroketene dithioacetal in EtOH under catalyst-free conditions. The reported method gives a straightforward route to



Scheme 2 A plausible mechanism for the regioselective formation of bicyclic pyridone derivatives **4**

novel category of highly substituted bicyclic scaffolds containing pyridone and dithiocarbamate groups, both of which are interesting building blocks for biological studies.

Available reagents and solvents were purchased from commercial sources and were used without further purification. All ^1H NMR and ^{13}C NMR spectra were recorded on a Bruker 500 MHz/125 MHz spectrometer in $\text{DMSO-}d_6$ and chemical shifts are reported in ppm. IR spectra were recorded on a Perkin-Elmer spectrum RX1 FT-IR spectrometer. Elemental analyses were conducted with a Perkin-Elmer 2400 Series II CHN analyzer. The X-ray diffraction measurement was carried out on a STOE IPDS-2T diffractometer with graphite-monochromated Mo K α radiation. Column chromatography was performed with 230–400 mesh silica gel.

General Procedure for the Preparation of Compounds **4a–m**

A mixture of diamine (1 mmol) and nitroketene dithioacetal (1 mmol) in EtOH was heated at reflux for 1 h. Then, the thioazlactone (1 mmol) was added to the reaction mixture. Upon completion of the reaction after 2 h, as indicated by TLC, the mixture was cooled to room temperature. The reaction mixture was filtered, and the residue was washed with hot water (5 mL) and then ethanol (2 mL) to give final pure product **4a–m**.

Benzyl [8-(4-Cyanophenyl)-9-nitro-6-oxo-1,3,4,6,7,8-hexahydro-2H-pyrido[1,2-a]pyrimidin-7-yl]carbamodithioate (**4a**)

Colorless powder, mp 220–222 °C; yield 0.43 g (88%).

IR (KBr): $\nu_{\text{max}} = 3187, 2976, 2233, 1720, 1623, 1325, 1150 \text{ cm}^{-1}$.

^1H NMR (500 MHz, $\text{DMSO-}d_6$): $\delta = 2.05\text{--}2.07$ (2 H, m), 3.49 (1 H, m), 3.61 (1 H, m), 3.70 (1 H, m), 3.97 (1 H, m), 4.52 (1 H, d, $^3J = 14$ Hz, CH_2), 4.56 (1 H, d, $^3J = 14$ Hz, CH_2), 5.23 (1 H, d, $^3J = 8.0$ Hz, CH), 5.93 (1 H, dd, $J = 8.0, 7.5$ Hz, CH), 7.11 (2 H, d, $^3J = 8.0$ Hz, Ar), 7.28 (1 H, t, $^3J = 7.0$ Hz, Ar), 7.35 (2 H, t, $^3J = 7.5$ Hz, Ar), 7.39 (2 H, d, $^3J = 7.45$ Hz, Ar), 7.70 (2 H, d, $^3J = 8.0$ Hz, Ar), 10.11 (1 H, d, $^3J = 7.0$ Hz, NH), 11.45 (1 H, br s, NH).

^{13}C NMR (125.7 MHz, DMSO- d_6): δ = 19.7, 39.4, 40.4, 40.8, 40.9, 60.0, 107.9, 111.1, 119.6, 128.1, 129.3, 129.7, 130.0, 133.3, 137.9, 143.8, 152.5, 167.1, 198.9.

Anal. Calcd for $\text{C}_{23}\text{H}_{21}\text{N}_5\text{O}_3\text{S}_2$ (479.57): C, 57.60; H, 4.41; N, 14.60. Found: C, 57.80; H, 4.45; N, 14.75.

Benzyl[8-(4-chlorophenyl)-9-nitro-6-oxo-1,3,4,6,7,8-hexahydro-2H-pyrido[1,2-a]pyrimidin-7-yl]carbamodithioate (4b)

Colorless powder, mp 220–222 °C; yield 0.420 g (86%).

IR (KBr): ν_{max} = 3184, 2980, 1716, 1619, 1103 cm^{-1} .

^1H NMR (500 MHz, DMSO- d_6): δ = 2.04–2.06 (2 H, m), 3.48 (1 H, m), 3.63 (1 H, m), 3.69 (1 H, m), 3.96 (1 H, m), 4.51 (1 H, d, 3J = 13.0 Hz), 4.56 (1 H, d, 3J = 13.5 Hz), 5.16 (1 H, d, 3J = 7.5 Hz), 5.87 (1 H, dd, J = 7.5, 7.0 Hz), 6.93 (2 H, d, 3J = 8.2 Hz, Ar), 7.28 (3 H, d, 3J = 8.1 Hz, Ar), 7.34 (2 H, t, 3J = 7.6 Hz, Ar), 7.39 (2 H, d, 3J = 7.6 Hz, Ar), 10.12 (1 H, d, 3J = 7.0 Hz, NH), 11.45 (1 H, br s, NH).

^{13}C NMR (125.7 MHz, DMSO- d_6): δ = 19.8, 39.4, 39.5, 40.6, 40.8, 60.3, 108.4, 128.0, 129.3, 129.7, 130.7, 132.9, 136.8, 138.0, 152.5, 167.3, 198.8.

Anal. Calcd for $\text{C}_{22}\text{H}_{21}\text{ClN}_4\text{O}_3\text{S}_2$ (489.01): C, 54.03; H, 4.33; N, 11.46. Found: C, 54.14; H, 4.37; N, 11.22.

Benzyl[8-(2,4-dichlorophenyl)-9-nitro-6-oxo-1,3,4,6,7,8-hexahydro-2H-pyrido[1,2-a]pyrimidin-7-yl]carbamodithioate (4c)

Colorless powder, mp 225–227 °C; yield 0.434 g (83%).

IR (KBr): ν_{max} = 3357, 3205, 1712, 1623, 1379 cm^{-1} .

^1H NMR (500 MHz, DMSO- d_6): δ = 2.06–2.08 (2 H, m), 3.49 (1 H, m), 3.60 (1 H, m), 3.71 (1 H, m), 3.97 (1 H, m), 4.47 (1 H, d, 3J = 13.7 Hz), 4.61 (1 H, d, 3J = 13.7 Hz), 5.38 (1 H, d, 3J = 7.5 Hz), 6.23 (1 H, dd, J = 8.5, 7.5 Hz), 7.12 (1 H, d, 3J = 8.3 Hz, Ar), 7.24–7.28 (2 H, m, Ar), 7.31 (2 H, t, 3J = 7.6 Hz, Ar), 7.37 (2 H, d, 3J = 7.27 Hz, Ar), 7.51 (1 H, s, Ar), 10.24 (1 H, d, 3J = 8.0 Hz, NH), 11.42 (1 H, br s, NH).

^{13}C NMR (125.7 MHz, DMSO- d_6): δ = 19.3, 31.1, 37.1, 39.0, 40.3, 59.4, 108.4, 127.6, 128.0, 128.8, 128.8, 129.3, 130.4, 133.1, 134.7, 136.6, 137.7, 152.3, 166.8, 200.0.

Anal. Calcd for $\text{C}_{22}\text{H}_{20}\text{Cl}_2\text{N}_4\text{O}_3\text{S}_2$ (523.45): C, 50.48; H, 3.85; N, 10.70. Found: C, 50.75; H, 3.92; N, 10.82.

Benzyl[8-(3,4-dichlorophenyl)-9-nitro-6-oxo-1,3,4,6,7,8-hexahydro-2H-pyrido[1,2-a]pyrimidin-7-yl]carbamodithioate (4d)

Colorless powder, mp 189–191 °C; yield 0.445 g (85%).

IR (KBr): ν_{max} = 3178, 3003, 1718, 1617, 1325, 1149 cm^{-1} .

^1H NMR (500 MHz, DMSO- d_6): δ = 2.04–2.06 (2 H, m), 3.47 (1 H, m), 3.60–3.70 (2 H, m), 3.99 (1 H, m), 4.51 (1 H, d, 3J = 13.8 Hz), 4.61 (1 H, d, 3J = 13.8 Hz), 5.14 (1 H, d, 3J = 7.0 Hz), 5.90 (1 H, dd, J = 7.5, 7.5 Hz), 6.91 (1 H, dd, J = 1.9, 8.3 Hz), 7.08 (1 H, s), 7.27 (1 H, t, 3J = 7.2 Hz, Ar), 7.34 (2 H, t, 3J = 7.6 Hz, Ar), 7.39 (2 H, d, 3J = 7.3 Hz, Ar), 7.48 (1 H, d, 3J = 8.2 Hz, Ar), 10.19 (1 H, d, 3J = 7.5 Hz, NH), 11.45 (1 H, br s, NH).

^{13}C NMR (125.7 MHz, DMSO- d_6): δ = 19.4, 38.9, 39.0, 40.2, 40.4, 59.6, 107.4, 127.6, 128.5, 128.9, 129.3, 130.6, 130.6, 131.1, 131.6, 137.6, 138.7, 152.1, 166.7, 198.6.

Anal. Calcd for $\text{C}_{22}\text{H}_{20}\text{Cl}_2\text{N}_4\text{O}_3\text{S}_2$ (523.45): C, 50.48; H, 3.85; N, 10.70. Found: C, 50.67; H, 3.95; N, 10.91.

Benzyl[9-nitro-8-(2-nitrophenyl)-6-oxo-1,3,4,6,7,8-hexahydro-2H-pyrido[1,2-a]pyrimidin-7-yl]carbamodithioate (4e)

Colorless powder, mp 210–213 °C; yield 0.399 g (80%).

IR (KBr): ν_{max} = 3171, 2999, 1717, 1615, 1343 cm^{-1} .

^1H NMR (500 MHz, DMSO- d_6): δ = 2.07 (2 H, m), 3.49 (1 H, m), 3.61 (1 H, m), 3.76 (1 H, m), 3.98 (1 H, m), 4.50 (1 H, d, 3J = 13.5 Hz), 4.56 (1 H, d, 3J = 13.5 Hz), 5.61 (1 H, d, 3J = 8.0 Hz), 6.34 (1 H, dd, J = 8.5, 7.0 Hz), 7.24–7.32 (4 H, m), 7.38 (2 H, d, 3J = 7.3 Hz, Ar), 7.51 (1 H, t, 3J = 7.6 Hz, Ar), 7.60 (1 H, t, 3J = 7.4 Hz, Ar), 7.85 (1 H, d, 3J = 7.9 Hz, Ar), 10.27 (1 H, d, 3J = 8.0 Hz, NH), 11.42 (1 H, br s, NH).

^{13}C NMR (125.7 MHz, DMSO- d_6): δ = 19.3, 35.5, 40.0, 40.2, 40.4, 59.1, 108.5, 125.0, 127.6, 128.8, 129.1, 129.4, 129.6, 132.2, 133.9, 137.4, 151.0, 152.2, 167.0, 200.0.

Anal. Calcd for $\text{C}_{22}\text{H}_{21}\text{N}_5\text{O}_5\text{S}_2$ (499.56): C, 52.89; H, 4.24; N, 14.02. Found: C, 53.01; H, 4.28; N, 14.15.

Benzyl[8-(4-bromophenyl)-9-nitro-6-oxo-1,3,4,6,7,8-hexahydro-2H-pyrido[1,2-a]pyrimidin-7-yl]carbamodithioate (4f)

Colorless powder, mp 195–197 °C; yield 0.464 g (87%).

IR (KBr): ν_{max} = 3184, 2980, 1716, 1619, 1103 cm^{-1} .

^1H NMR (500 MHz, DMSO- d_6): δ = 2.04–2.06 (2 H, m), 3.48 (1 H, m), 3.63 (1 H, m), 3.68 (1 H, m), 3.96 (1 H, m), 4.52 (1 H, d, 3J = 13.7 Hz), 4.56 (1 H, d, 3J = 13.7 Hz), 5.15 (1 H, d, 3J = 7.5 Hz), 5.87 (1 H, dd, J = 7.2, 7.2 Hz), 6.87 (2 H, d, 3J = 8.1 Hz), 7.28 (1 H, d, 3J = 7.0 Hz, Ar), 7.34 (2 H, t, 3J = 7.5 Hz, Ar), 7.41 (4 H, t, J = 8.5 Hz, Ar), 10.14 (1 H, d, 3J = 7.0 Hz, NH), 11.46 (1 H, br s, NH).

^{13}C NMR (125.7 MHz, DMSO- d_6): δ = 19.4, 31.1, 40.2, 40.4, 40.6, 59.9, 108.0, 121.1, 127.6, 128.9, 129.4, 130.7, 131.8, 136.9, 137.6, 152.1, 166.9, 198.4.

Anal. Calcd for $\text{C}_{22}\text{H}_{21}\text{BrN}_4\text{O}_3\text{S}_2$ (533.46): C, 49.53; H, 3.97; N, 10.50. Found: C, 49.84; H, 4.03; N, 10.62.

Benzyl[7-(3-fluorophenyl)-8-nitro-5-oxo-1,2,3,5,6,7-hexahydroimidazo[1,2-a]pyridin-6-yl]carbamodithioate (4g)

Colorless powder, mp 209–211 °C; yield 0.362 g (79%).

IR (KBr): ν_{max} = 3184, 2980, 1716, 1619, 1103 cm^{-1} .

^1H NMR (500 MHz, DMSO- d_6): δ = 3.77 (1 H, m), 3.89 (1 H, m), 3.94–4.05 (2 H, m), 4.50 (1 H, d, 3J = 14 Hz), 4.58 (1 H, d, 3J = 14 Hz), 5.12 (1 H, d, 3J = 7.7 Hz), 5.86 (1 H, d, 3J = 7.0 Hz), 6.74 (1 H, d, 3J = 10 Hz), 6.79 (1 H, d, 3J = 7.5 Hz, Ar), 7.07 (1 H, t, 3J = 8.5 Hz, Ar), 7.25–7.29 (2 H, m, Ar), 7.33 (2 H, t, 3J = 7.6 Hz, Ar), 7.38 (2 H, d, 3J = 7.3 Hz, Ar), 9.81 (1 H, br s, NH), 10.22 (1 H, br s, NH).

^{13}C NMR (125.7 MHz, DMSO- d_6): δ = 19.0, 37.6, 43.9, 44.7, 60.9, 106.0, 115.1, 127.6, 127.9, 128.0, 128.8, 129.2, 129.7, 131.0, 132.4, 138.0, 152.8, 166.1, 199.1.

Anal. Calcd for $\text{C}_{21}\text{H}_{19}\text{FN}_4\text{O}_3\text{S}_2$ (458.53): C, 55.01; H, 4.18; N, 12.22. Found: C, 55.12; H, 4.21; N, 12.28.

Benzyl[7-(3,4-dichlorophenyl)-8-nitro-5-oxo-1,2,3,5,6,7-hexahydroimidazo[1,2-a]pyridin-6-yl]carbamodithioate (4h)

Colorless powder, mp 210–212 °C; yield 0.428 g (84%).

IR (KBr): ν_{max} = 3324, 1706, 1637, 1330 cm^{-1} .

^1H NMR (500 MHz, DMSO- d_6): δ = 3.86–4.04 (3 H, m), 4.11 (1 H, m), 4.41 (1 H, d, 3J = 14.0 Hz), 4.48 (1 H, d, 3J = 14.0 Hz), 5.30 (1 H, d, 3J = 8 Hz), 5.71 (1 H, d, 3J = 7.5 Hz), 6.77 (1 H, d, 3J = 7.0 Hz), 6.98 (1 H, s), 7.16–7.24 (4 H, m, Ar), 7.28 (2 H, t, 3J = 7.5 Hz, Ar), 8.37 (1 H, br s, NH), 9.17 (1 H, br s, NH).

^{13}C NMR (125.7 MHz, DMSO- d_6): δ = 19.0, 37.6, 43.7, 43.9, 60.1, 105.9, 127.7, 127.9, 128.8, 129.3, 129.9, 130.9, 132.0, 132.8, 136.6, 137.5, 151.7, 165.5, 199.4.

Anal. Calcd for $C_{21}H_{18}Cl_2N_4O_3S_2$ (509.42): C, 49.51; H, 3.56; N, 11.00. Found: C, 49.58; H, 3.60; N, 11.08.

Benzyl[7-(2,4-dichlorophenyl)-8-nitro-5-oxo-1,2,3,5,6,7-hexahydroimidazo[1,2-a]pyridin-6-yl]carbamodithioate (4i)

Colorless powder, mp 192–194 °C; yield 0.428 g (84%).

IR (KBr): ν_{\max} = 3358, 3205, 1712, 1623, 1379 cm^{-1} .

1H NMR (500 MHz, DMSO- d_6): δ = 3.41–3.47 (2 H, m), 3.96–4.03 (2 H, m), 4.48 (1 H, d, 3J = 13.5 Hz), 4.50 (1 H, d, 3J = 13.5 Hz), 5.33 (1 H, d, 3J = 7.5 Hz), 6.23 (1 H, dd, J = 8.0, 7.5 Hz), 7.19 (1 H, d, 3J = 8.4 Hz, Ar), 7.24–7.28 (2 H, m, Ar), 7.31 (2 H, t, 3J = 7.5 Hz, Ar), 7.36 (2 H, d, 3J = 7.5 Hz, Ar), 7.51 (1 H, s, Ar), 9.83 (1 H, br s, NH), 10.24 (1 H, d, 3J = 8.0 Hz, NH).

^{13}C NMR (125.7 MHz, DMSO- d_6): δ = 19.0, 37.6, 44.4, 56.5, 60.0, 106.0, 127.6, 128.1, 128.8, 129.3, 129.4, 132.8, 133.1, 135.1, 136.4, 137.7, 152.6, 165.5, 200.0.

Anal. Calcd for $C_{21}H_{18}Cl_2N_4O_3S_2$ (509.42): C, 49.51; H, 3.56; N, 11.00. Found: C, 49.58; H, 3.60; N, 11.08.

Benzyl[3,3-dimethyl-9-nitro-8-(2-nitrophenyl)-6-oxo-1,3,4,6,7,8-hexahydro-2H-pyrido[1,2-a]pyrimidin-7-yl]carbamodithioate (4j)

Colorless powder, mp 199–202 °C; yield 0.411 g (78%).

IR (KBr): ν_{\max} = 3187, 1719, 1623, 1528 cm^{-1} .

1H NMR (500 MHz, DMSO- d_6): δ = 1.07 (3 H, m), 1.09 (3 H, m), 3.28 (1 H, m), 3.35 (1 H, m), 3.59 (1 H, d, 3J = 12.6 Hz), 3.70 (1 H, d, 3J = 12.6 Hz), 4.51 (1 H, d, 3J = 13.6 Hz), 4.57 (1 H, d, 3J = 13.6 Hz), 5.64 (1 H, d, 3J = 7.8 Hz), 6.41 (1 H, dd, J = 7.9, 7.9 Hz), 7.22–7.27 (2 H, m, Ar), 7.31 (2 H, t, 3J = 7.4 Hz, Ar), 7.38 (2 H, d, 3J = 7.3 Hz, Ar), 7.51 (1 H, t, 3J = 7.5 Hz, Ar), 7.61 (1 H, t, 3J = 7.5 Hz, Ar), 7.87 (1 H, d, 3J = 8.0 Hz, Ar), 10.27 (1 H, d, 3J = 8.0 Hz, NH), 11.38 (1 H, br s, NH).

^{13}C NMR (125.7 MHz, DMSO- d_6): δ = 23.8, 24.2, 27.4, 35.6, 39.3, 50.6, 50.8, 59.0, 108.5, 125.1, 127.6, 128.8, 129.1, 129.3, 129.4, 132.2, 133.8, 137.4, 151.1, 151.1, 167.3, 200.2.

Anal. Calcd for $C_{24}H_{25}N_5O_5S_2$ (527.61): C, 54.63; H, 4.78; N, 13.27. Found: C, 54.95; H, 4.93; N, 13.56.

Benzyl[3,3-dimethyl-9-nitro-8-(3-nitrophenyl)-6-oxo-1,3,4,6,7,8-hexahydro-2H-pyrido[1,2-a]pyrimidin-7-yl]carbamodithioate (4k)

Colorless powder, mp 216–218 °C; yield 0.422 g (80%).

IR (KBr): ν_{\max} = 3187, 1719, 1623, 1528 cm^{-1} .

1H NMR (500 MHz, DMSO- d_6): δ = 1.10 (3 H, s), 1.12 (3 H, s), 3.24 (1 H, m), 3.42 (1 H, m), 3.60 (2 H, m), 4.52 (1 H, d, 3J = 13.5 Hz), 4.58 (1 H, d, 3J = 14 Hz), 5.33 (1 H, d, J = 7.5 Hz), 6.06 (1 H, dd, J = 7.5, 7.5 Hz), 7.27 (1 H, t, 3J = 7.5 Hz, Ar), 7.34 (2 H, t, 3J = 7.5 Hz, Ar), 7.36–7.39 (3 H, m, Ar), 7.57 (1 H, t, 3J = 8.0 Hz, Ar), 7.72 (1 H, s, Ar), 8.15 (1 H, dd, J = 8.0, 1.5 Hz, Ar), 10.15 (1 H, d, 3J = 7.5 Hz, NH), 11.4 (1 H, br s, NH).

^{13}C NMR (125.7 MHz, DMSO- d_6): δ = 24.3, 24.3, 27.9, 39.4, 40.4, 50.9, 51.5, 59.8, 107.8, 123.1, 123.5, 128.0, 129.3, 129.7, 131.0, 135.6, 137.8, 140.1, 148.8, 151.4, 167.5, 199.1.

Anal. Calcd for $C_{24}H_{25}N_5O_5S_2$ (527.61): C, 54.63; H, 4.78; N, 13.27. Found: C, 54.97; H, 5.02; N, 13.33.

Butyl[8-(2,4-dichlorophenyl)-9-nitro-6-oxo-1,3,4,6,7,8-hexahydro-2H-pyrido[1,2-a]pyrimidin-7-yl]carbamodithioate (4l)

Colorless powder, mp 230–232 °C; yield 0.382 g (78%).

IR (KBr): ν_{\max} = 3175, 1718, 1617, 1325, 1149 cm^{-1} .

1H NMR (500 MHz, DMSO- d_6): δ = 0.90 (3 H, t, 3J = 7.3 Hz), 1.34–1.41 (2 H, m), 1.56–1.62 (2 H, m), 2.07 (2 H, t, 3J = 5.6 Hz), 3.15 (1 H, m), 3.25 (1 H, m), 3.49 (1 H, m), 3.61 (1 H, m), 3.72 (1 H, m), 3.98 (1 H, m), 5.38 (1 H, d, 3J = 7.9 Hz), 6.23 (1 H, dd, J = 7.8, 7.8 Hz), 7.12 (1 H, d, J = 8.4 Hz, Ar), 7.27 (1 H, dd, J = 8.4, 1.9 Hz, Ar), 7.53 (1 H, d, 3J = 1.9 Hz, Ar), 10.0 (1 H, d, 3J = 8.0 Hz, NH), 11.42 (1 H, br s, NH).

^{13}C NMR (125.7 MHz, DMSO- d_6): δ = 14.0, 19.3, 21.8, 31.3, 31.4, 34.5, 34.6, 37.1, 59.1, 108.4, 128.0, 129.4, 130.4, 133.0, 134.8, 136.6, 152.3, 166.9, 200.6.

Anal. Calcd for $C_{19}H_{22}Cl_2N_4O_3S_2$ (489.43): C, 46.63; H, 4.53; N, 11.45. Found: C, 46.85; H, 4.67; N, 11.63.

Butyl[8-(3,4-dichlorophenyl)-9-nitro-6-oxo-1,3,4,6,7,8-hexahydro-2H-pyrido[1,2-a]pyrimidin-7-yl]carbamodithioate (4m)

Colorless powder, mp 193–195 °C; yield 0.386 g (79%).

IR (KBr): ν_{\max} = 3175, 3003, 1718, 1617, 1325, 1149 cm^{-1} .

1H NMR (500 MHz, DMSO- d_6): δ = 0.91 (3 H, t, 3J = 7.3 Hz), 1.36–1.43 (2 H, m), 1.59–1.65 (2 H, m), 2.05 (2 H, t, 3J = 5.5 Hz), 3.20 (1 H, m), 3.28 (1 H, m), 3.49 (1 H, m), 3.61–3.69 (2 H, m), 3.99 (1 H, m), 5.14 (1 H, d, 3J = 7.7 Hz), 5.90 (1 H, dd, J = 7.4, 7.4 Hz), 6.94 (1 H, d, 3J = 8.2 Hz, Ar), 7.07 (1 H, s, Ar), 7.51 (1 H, d, 3J = 8.2 Hz, Ar), 10.0 (1 H, d, 3J = 7.2 Hz, NH), 11.45 (1 H, br s, NH).

^{13}C NMR (125.7 MHz, DMSO- d_6): δ = 14.0, 19.3, 21.8, 21.8, 25.7, 31.4, 34.4, 39.1, 59.4, 107.4, 128.5, 130.6, 130.7, 131.1, 131.6, 138.8, 152.1, 166.7, 199.2.

Anal. Calcd for $C_{19}H_{22}Cl_2N_4O_3S_2$ (489.43): C, 46.63; H, 4.53; N, 11.45. Found: C, 46.71; H, 4.60; N, 11.72.

Conflict of Interest

The authors declare no conflict of interest.

Funding Information

We thank the Research Council of the Chemistry and Chemical Engineering Research Center of Iran (CCERCI) and the Faculty of Chemistry of Kharazmi University for supporting this work. A.Z.H. thanks the Alexander von Humboldt-Stiftung for supporting his research in the Albert-Ludwigs-Universität Freiburg.

Supporting Information

Supporting information for this article is available online at <https://doi.org/10.1055/a-1492-9229>.

References

- (1) (a) Taguchi, H.; Yazawa, H.; Arnett, J. F.; Kishi, Y. *Tetrahedron Lett.* **1977**, 7, 627. (b) Shen, W.; Coburn, C. A.; Bornmann, W. G.; Danishefsky, S. J. *Org. Chem.* **1993**, 58, 611. (c) Paulvannan, K.; Stille, J. R. *J. Org. Chem.* **1994**, 59, 1613. (d) Aaberg, V.; Almqvist, F. *Org. Biomol. Chem.* **2007**, 5, 1827. (e) Pinkner, J. S.; Remaut, H.; Miller, E.; Aaberg, V.; Pemberton, N.; Hedenstroem, M.; Larsson, A.; Seed, P.; Waksman, G.; Hultgren, S. J.; Almqvist, F. *Proc. Natl. Acad. Sci. U.S.A.* **2006**, 103, 17897. (f) Marcaurelle, L. A.; Johannes, C.; Yohannes, D.; Tillotson, B. P.; Mann, D. *Bioorg. Med. Chem. Lett.* **2009**, 19, 2500.

- (2) Yin, L.; Hu, Q.-Z.; Hartmann, L. W. *J. Med. Chem.* **2013**, *56*, 460.
- (3) Collins, I.; Moyes, C.; Davey, W. B.; Rowley, M.; Bromidge, F. A.; Quirk, K.; Atack, J. R.; McKernan, R. M.; Thompson, S. A.; Wafford, K.; Dawson, G. R.; Pike, A.; Sohal, B.; Tsou, N. N.; Ball, R. G.; Castro, J. L. *J. Med. Chem.* **2002**, *45*, 1887.
- (4) (a) Fan, X.; Feng, D.; Qu, Y.; Zhang, X.; Wang, J.; Loiseau, P. M.; Andrei, G.; Snoeck, R.; De Clercq, E. *Bioorg. Med. Chem. Lett.* **2010**, *20*, 809. (b) Hussain, H.; Al-Harrasi, A.; Al-Rawahi, A.; Green, I. R.; Gissons, S. *Chem. Rev.* **2014**, *114*, 10369.
- (5) Flamm, R. K.; Vojtko, C.; Chu, D. T. W.; Beyer, Q. L. J.; Hensey, D.; Ramer, N.; Clement, J. J.; Tanaka, S. K. *Antimicrob. Agents Chemother.* **1995**, *4*, 964.
- (6) Haga, A.; Tamoto, H.; Ishino, M.; Kimura, E.; Sugita, T.; Kinoshita, K.; Takahashi, K.; Shiro, M.; Koyama, K. *J. Nat. Prod.* **2013**, *76*, 750.
- (7) Jones, E. D.; Vandegraaff, N.; Le, G.; Choi, N.; Issa, W.; Macfarlane, K.; Thienthong, N.; Winfield, L. J.; Coates, J. A. V.; Lu, L.; Li, X.-M.; Feng, B.; Yu, C.-J.; Rhodes, D. I.; Deadman, J. J. *Bioorg. Med. Chem. Lett.* **2010**, *20*, 5913.
- (8) Amr, A. G.; Abdulla, M. M. *Bioorg. Med. Chem.* **2006**, *14*, 4341.
- (9) (a) Zhao, M.-X.; Wang, M.-X.; Huang, Z.-T. *Tetrahedron* **2002**, *58*, 1309. (b) Kubo, K.; Ito, N.; Souzu, I.; Isomura, Y.; Homma, H.; Murakami, M. US4284778A, **1981**. (c) Hehemann, D. G.; Winnik, W. *J. Heterocycl. Chem.* **1994**, *31*, 393. (d) Liao, W.-L.; Li, S.-Q.; Wang, J.; Zhang, Z.-Y.; Yang, Z.-W.; Xu, D.; Xu, C.; Lan, H.-T.; Chen, Z.-Z.; Xu, Z.-G. *ACS Comb. Sci.* **2016**, *18*, 65. (e) Kavala, V.; Wang, C. C.; Wang, Y. H.; Kuo, C. W.; Janreddy, D.; Huang, W. C.; Kuo, T. S.; He, C. H.; Chen, M. L.; Yao, C. F. *Adv. Synth. Catal.* **2014**, *356*, 2609. (f) Lu, J.; Gong, X.; Yang, H.; Fu, H. *Chem. Commun.* **2010**, *46*, 4172. (g) Sunke, R.; Adepu, R.; Kapavarapu, R.; Chintala, S.; Meda, C. L. T.; Parsa, K. V. L.; Pal, M. *Chem. Commun.* **2013**, *49*, 3570.
- (10) Huang, Z.-T.; Liu, Z.-R. *Heterocycles* **1986**, *24*, 2247.
- (11) Huang, Z.-T.; Tzai, L. H. *Chem. Ber.* **1986**, 2208.
- (12) Yan, S.-J.; Niu, Y.-F.; Huang, R.; Lin, J. *Synlett* **2009**, 2821.
- (13) Yao, C.; Jiao, W.; Xiao, Z.; Xie, Y.; Li, T.; Wang, X.; Liu, R.; Yu, C. *RSC Adv.* **2013**, *3*, 10801.
- (14) Chen, X.; Zhu, D.; Wang, X.; Yan, S.; Lin, J. *Tetrahedron* **2013**, *69*, 9224.
- (15) Ren, L.; Lou, Y.; Chen, N.; Xia, S.; Shao, X.; Xu, X.; Li, Z. *Synth. Commun.* **2014**, *44*, 858.
- (16) (a) Zhao, M.-X.; Wang, M.-X.; Huang, Z.-T. *Tetrahedron* **2002**, *58*, 1309. (b) Meyer, H. *Liebigs Ann. Chem.* **1981**, *9*, 1523. (c) Takahashi, M.; Nozaki, C.; Shibazaki, Y. *Chem. Lett.* **1987**, *6*, 1229. (d) Raymond, C. F. J.; Pravin, P. *Tetrahedron* **1998**, *54*, 6191. (e) Charkrabarti, S.; Panda, K.; Misra, N. C.; Ila, H.; Junjappa, H. *Synlett* **2005**, 1437. (f) Yu, C. Y.; Yang, P. H.; Zhao, M. X.; Huang, Z. T. *Synlett* **2006**, 1835. (g) Sukach, V. A.; Bolbut, A. V.; Petin, A. Y.; Vovk, M. V. *Synthesis* **2007**, 835.
- (17) (a) Kanchi, S.; Singh, P.; Bisetty, K. *Arab. J. Chem.* **2014**, *7*, 11. (b) Hussein, M. A.; El-Shorbagi, A.-N.; Khallil, A.-R. *Arch. Pharm. Med. Chem.* **2001**, *334*, 305. (c) Eng, G.; Song, X.; Duong, Q.; Strickman, D.; Glass, J.; May, L. *Appl. Organomet. Chem.* **2003**, *17*, 218.
- (18) (a) Kiran Kumar, S. T. V. S.; Kumar, L.; Sharma, V. L.; Jain, A.; Jain, R. K.; Maikhuri, J. P.; Kumar, M.; Shukla, P. K.; Gupta, G. *J. Med. Chem.* **2008**, *43*, 2247. (b) Kumar, L.; Lal, N.; Kumar, V.; Sarswat, A.; Jangir, S.; Bala, V.; Kumar, L.; Kushwaha, B.; Pandey, A. K.; Siddiqi, M. I.; Shukla, P. K.; Maikhuri, J. P.; Gupta, G.; Sharma, V. L. *Eur. J. Med. Chem.* **2013**, *70*, 68. (c) Tripathi, R. P.; Khan, A. R.; Setty, B. S.; Bhaduri, A. P. *Acta Pharm.* **1996**, *46*, 169. (d) Ates, O.; Kocabalkanli, A.; Cesur, N.; Otuk, G. *Farmaco* **1998**, *53*, 541. (e) Nofal, Z. M.; Fahmy, H. H.; Mohamed, H. S. *Arch. Pharm. Res.* **2002**, *25*, 28. (f) Singh, N.; Gupta, S.; Nath, G. *Appl. Organomet. Chem.* **2000**, *14*, 484.
- (19) (a) Cheng, Y.; Yang, H.-B.; Huang, Z.-T.; Wang, M.-X. *Tetrahedron Lett.* **2001**, *42*, 1757. (b) Nazarenko, K. G.; Shvidenko, K. V.; Pinchuk, A. M.; Tolmachev, A. A. *Monatsh. Chem.* **2005**, *136*, 211. (c) Zhou, A.; Pittman, C. U. *Tetrahedron Lett.* **2006**, *46*, 2045. (d) Huang, Z.-T.; Wang, M.-X. *Heterocycles* **1994**, *37*, 1233. (e) Yan, S.-J.; Chen, Y.-L.; Liu, L.; He, N.-Q.; Lin, J. *Green Chem.* **2010**, *12*, 2043. (f) Yu, F.-C.; Huang, R.; Ni, H.-C.; Fan, J.; Yan, S.-J.; Lin, J. *Green Chem.* **2013**, *15*, 453. (g) Wen, L.-R.; Li, Z.-R.; Li, M.; Cao, H. *Green Chem.* **2012**, *14*, 707. (h) Li, M.; Shao, P.; Wang, S.-W.; Kong, W.; Wen, L.-R. *J. Org. Chem.* **2012**, *77*, 8956. (i) Yu, F.-C.; Yan, S.-J.; Hu, L.; Wang, Y.-C.; Lin, J. *Org. Lett.* **2011**, *13*, 4782. (j) Wen, L.-R.; Liu, C.; Li, M.; Wang, L.-J. *J. Org. Chem.* **2010**, *75*, 7605.
- (20) (a) Cui, B.-D.; Zuo, J.; Zhao, J.-Q.; Zhou, M.-Q.; Wu, Z.-J.; Zhang, X.-M.; Yuan, W.-C. *J. Org. Chem.* **2014**, *79*, 5305. (b) Matiadis, D.; Igglessi-Markopoulou, O.; McKee, V.; Markopoulos, J. *Tetrahedron* **2014**, *70*, 2439. (c) Conway, P. A.; Devine, K.; Paradisi, F. *Tetrahedron* **2009**, *65*, 2935. (d) Sun, W.; Zhu, G.; Wu, C.; Li, G.; Hong, L.; Wang, R. *Angew. Chem. Int. Ed.* **2013**, *52*, 8633. (e) Cui, B.-D.; Zuo, J.; Zhao, J.-Q.; Zhou, M.-Q.; Wu, Z.-J.; Zhang, X.-M.; Yuan, W.-C. *J. Org. Chem.* **2014**, *79*, 5305. (f) Melhado, A. D.; Amarante, G. W.; Wang, Z. J.; Luparia, M.; Toste, F. D. *J. Am. Chem. Soc.* **2011**, *133*, 3517. (g) Rodríguez-Docampo, Z.; Quigley, C.; Tallon, S.; Connon, S. J. *J. Org. Chem.* **2012**, *77*, 2407. (h) Trost, B. M.; Czabaniuk, L. C. *J. Am. Chem. Soc.* **2012**, *134*, 5778.
- (21) (a) Bernabe, M.; Cuevas, O.; Fernandez-Alvarez, E. *Synthesis* **1977**, 191. (b) Arenal, I.; Bernabe, M.; Cuevas, O.; Fernandez-Alvarez, E. *Tetrahedron* **1983**, *39*, 1387. (c) Bernabe, M.; Cuevas, O.; Fernandez-Alvarez, E. *Eur. J. Med. Chem.* **1979**, *14*, 33. (d) Bernabe, M.; Cuevas, O.; Fernandez-Alvarez, E. *Tetrahedron Lett.* **1977**, *18*, 895.
- (22) Ziyaei Halimehjani, A.; Khoshdoun, M. *J. Org. Chem.* **2016**, *81*, 5699.
- (23) (a) Ziyaei Halimehjani, A.; Hosseinkhany, S. *Synthesis* **2015**, *47*, 3147. (b) Ziyaei Halimehjani, A.; Alaei, M. A.; Soleymani Movahed, F.; Jomeh, N.; Saidi, M. R. *J. Sulf. Chem.* **2016**, *37*, 529. (c) Schlüter, T.; Ziyaei Halimehjani, A.; Wachtendorf, D.; Schmidtman, M.; Martens, J. *ACS Comb. Sci.* **2016**, *18*, 456. (d) Ziyaei Halimehjani, A.; Hasani, L.; Alaei, M. A.; Saidi, M. R. *Tetrahedron Lett.* **2016**, *57*, 883. (e) Ziyaei Halimehjani, A.; Hajiloo Shayegan, M.; Hashemi, M. M.; Notash, B. *Org. Lett.* **2012**, *14*, 3838. (f) Ziyaei Halimehjani, A.; Martens, J.; Schlüter, T. *Tetrahedron* **2016**, *72*, 3958.
- (24) CCDC 1570967 contains the supplementary crystallographic data for this paper. The data can be obtained free of charge from The Cambridge Crystallographic Data Centre via www.ccdc.cam.ac.uk/structures.
- (25) Zhao, M. X.; Wang, M. X.; Huang, Z. T. *Tetrahedron* **2002**, *58*, 1309.