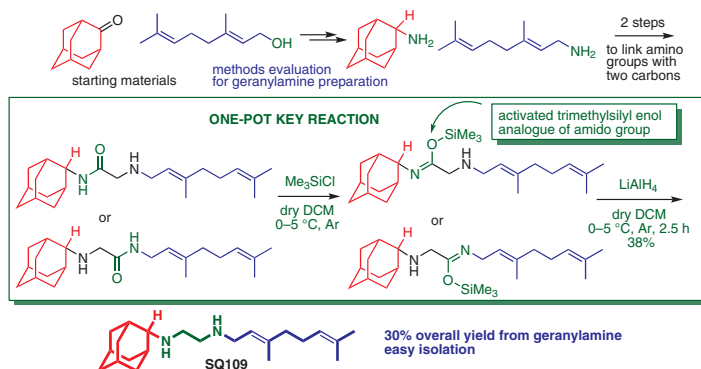


# Improved Synthesis of the Antitubercular Agent SQ109

Marianna Stampolaki<sup>1</sup>

Antonios Kolocouris\* 

Laboratory of Medicinal Chemistry, Section of Pharmaceutical Chemistry, Department of Pharmacy, National and Kapodistrian University of Athens, Panepistimioupolis-Zografou, 15771 Athens, Greece  
ankol@pharm.uoa.gr



Received: 10.08.2021

Accepted after revision: 27.09.2021

Published online: 27.09.2021

DOI: 10.1055/a-1655-5867; Art ID: so-2021-d0041-l



License terms:

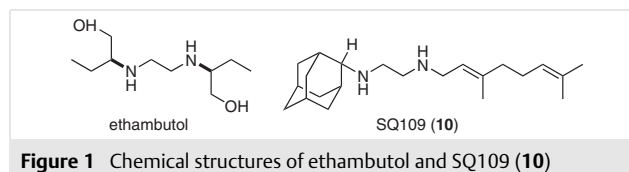
© 2021. The Author(s). This is an open access article published by Thieme under the terms of the Creative Commons Attribution-NonDerivative-NonCommercial-License, permitting copying and reproduction so long as the original work is given appropriate credit. Contents may not be used for commercial purposes or adapted, remixed, transformed or built upon. (<https://creativecommons.org/licenses/by-nc-nd/4.0/>)

**Abstract** We present here an improved procedure for the preparation of the promising antitubercular drug SQ109 that is currently in phase Ib/III of clinical trials against *Mycobacterium tuberculosis*. We investigated and tested the literature synthetic procedure that enables the development of structure–activity relationships and report the observed inconsistencies as well as presenting improvements or novelties for the more efficient preparation of SQ109. Most significantly we applied a novel reduction step of the aminoamide precursor using Me<sub>3</sub>SiCl/LiAlH<sub>4</sub> under mild conditions. These findings are important for research groups investigating the efficacy of this drug and analogues in academia and industry.

**Key words** SQ109, tuberculosis, synthesis, reduction, trimethylsilyl chloride, geranylamine, lithium aluminum hydride

Tuberculosis (TB) remains the most lethal disease worldwide, caused by the bacillus of *Mycobacterium tuberculosis* (Mtb). An estimated 10 million people fall ill with TB every year and it is a leading infectious agent for carriers of HIV.<sup>2</sup> Several compounds have been developed as antitubercular agents and *N*-geranyl-*N'*-(2-adamantyl)ethane-1,2-diamine (SQ109, **10**)<sup>3,4</sup> is a promising second-generation ethylenediamine agent after the first-line-drug ethambutol (Figure 1).<sup>5</sup> SQ109 (**10**) blocks an essential step of the synthesis of the mycobacterial outer membrane, via direct or indirect inhibition of MmpL3 transporter of trehalose monomycolate (TMM),<sup>6–10</sup> which is a basic component of the mycobacterial cell envelope.<sup>9,11,12</sup> SQ109 (**10**) is in phase Ib/III of clinical trials showing high potency against resis-

tant Mtb strains and other pathogens.<sup>13–15</sup> The importance of SQ109 (**10**) has triggered interest into the synthesis of analogues<sup>5,6,16–19</sup> aiming at the improvement of potency and pharmacokinetic properties.

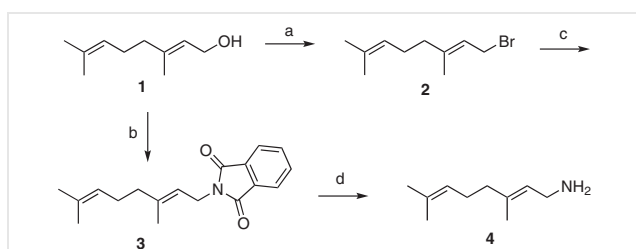


**Figure 1** Chemical structures of ethambutol and SQ109 (**10**)

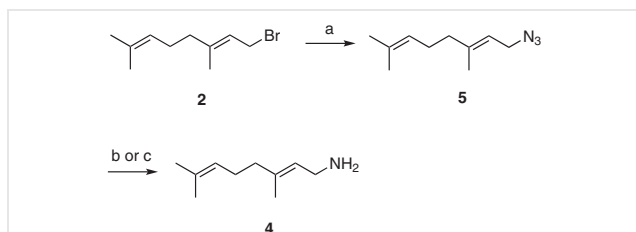
The reported methods for the synthesis of SQ109 (**10**) couple geranylamine **4** with 2-adamantanamine (**6**) through an ethylenediamine linker and include condensation of one of these amines<sup>5,16–18</sup> with chloroacetyl chloride<sup>5</sup> or bromoacetyl chloride,<sup>16–18</sup> following a condensation reaction with the second amine, and then reduction of the amide group of the two carbon linker with LiAlH<sub>4</sub> in refluxing tetrahydrofuran (THF)<sup>16–18</sup> or with Red-Al in THF under reflux<sup>16</sup> or room temperature.<sup>5</sup> Alternatively, condensation of 2-adamantanone with *N*-geranyl ethylenediamine (prepared from geranyl bromide **2** and ethylenediamine) is followed by reductive amination with NaBH<sub>4</sub> in methanol.<sup>17,18</sup> This procedure is much more convenient and can be applied to the synthesis of SQ109 analogues having a second substituent, such as an alkyl group, at the 2-adamantyl position.

The preparation of geranylamine **4** has been reported using the low-cost precursor geraniol (**1**) and phthalimide, which were subjected to a Mitsunobu reaction to afford *N*-geranyl-phthalimide.<sup>16,20</sup> Geraniol (**1**) can also be converted quantitatively into geranyl bromide (**2**)<sup>17,18</sup> that can be reacted with potassium phthalimide using the Gabriel reaction<sup>17,18,20,21</sup> or with phthalimide under microwave conditions,<sup>22</sup> affording *N*-geranyl phthalimide (Schemes 1 and 2).

The *N*-geranyl phthalimide is then treated with an aqueous solution of hydrazine 60% w/v to afford **4** (without chromatographical purification according to the literature) in 37–49%,<sup>16</sup> 69%,<sup>20</sup> or 62%<sup>17,18</sup> yield from geraniol (**1**) using the Mitsunobu or Gabriel reaction, respectively. In the original literature procedure we found geranylamine **4** was synthesized by Gabriel reaction in 20% yield from geranyl chloride<sup>23</sup> and 77% from geranyl bromide.<sup>17,18,20,21</sup> Reduction of 1-geranylazide (**5**) with Lindlar catalyst has been reported as effective for the selective reduction of the azido group to an allylic azide.<sup>24</sup> Additionally, the Staudinger reaction of geraniol acetate,<sup>25</sup> using PPh<sub>3</sub> and NH<sub>3</sub> has been applied for the preparation of **4** in 59% yield.



**Scheme 1** Reagents and conditions: (a) PBr<sub>3</sub>, dry Et<sub>2</sub>O, –5 °C, 3 h, (quant.); (b) Ph<sub>3</sub>P, DIAD, phthalimide, anhydrous THF, rt, 24 h (81%); (c) phthalimide, K<sub>2</sub>CO<sub>3</sub>, anhydrous THF, reflux, 24 h, (88%); (d) N<sub>2</sub>H<sub>4</sub>·H<sub>2</sub>O, EtOH, reflux, 6 h (81%).



**Scheme 2** Reagents and conditions: (a) NaN<sub>3</sub>, EtOH, reflux, 5 h (92%); (b) PPh<sub>3</sub>, THF/H<sub>2</sub>O, rt, 12 h (34%); (c) LiAlH<sub>4</sub>, anhydrous Et<sub>2</sub>O, rt, 24 h (24%).

We managed to synthesize and test the anti-Mtb activity of SQ109 (**10**) and analogues according to the first of the above-mentioned procedures for SQ109 (**10**) preparation,<sup>5,16–18</sup> which also enables the preparation of analogues substituted at the 2-adamantyl position. We report herein our observations of inconsistencies and improvements regarding previously reported results.

We firstly describe our observations during preparation of the commercially available but expensive geranylamine **4**. We reacted geraniol (**1**) with phosphorus tribromide in dry diethyl ether at –5 °C and obtained geranyl bromide **2** in 99.5% yield (Scheme 1), which was converted into *N*-geranyl phthalimide **3** using both the Mitsunobu reaction at room temperature<sup>16,20</sup> or Gabriel reaction under reflux.<sup>17,18,20,21</sup> Hydrazinolysis of *N*-geranyl phthalimide<sup>16–18,20</sup> under refluxing conditions afforded geranylamine **4** in 81%

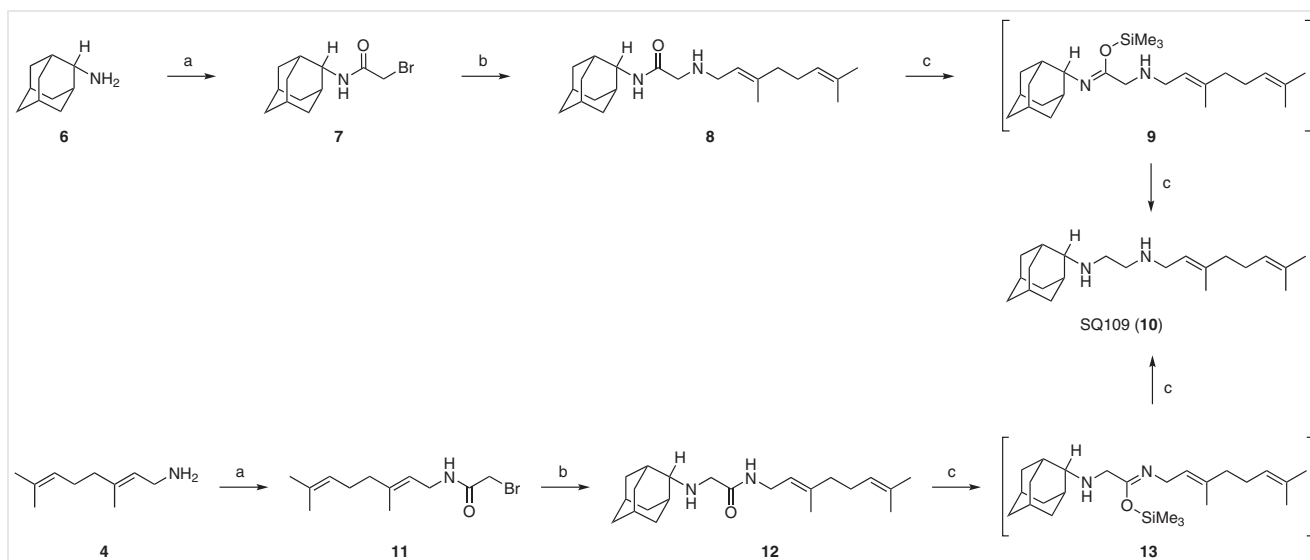
yield. During workup use of aqueous hydrochloric acid should be avoided since the double bond at 6-position of geranylamine **4** reacts, as evidenced by the observation of a singlet at  $\delta = 1.19$  ppm in the <sup>1</sup>H NMR spectrum, which is attributed to a *t*-Bu group, and the disappearance of the unsaturated CH proton resonance at ca.  $\delta = 5$  ppm leading to a secondary amine contamination of the product.

We also tested the reaction of geranyl bromide **2** with sodium azide in refluxing ethanol to afford geranylazide **5** in 92% yield. We then examined reduction of 1-geranylazide (**5**) by Staudinger reaction,<sup>26,27</sup> using PPh<sub>3</sub> in THF/H<sub>2</sub>O (10:1) and isolated geranylamine **4** in 34% yield as a solid hydrochloride salt (Scheme 2). We were not able to improve the yield and did not isolate any other amine side product. However, we observed minor peaks in the <sup>1</sup>H NMR spectrum of geranylazide. It has been shown<sup>25</sup> that geranylazide is in equilibrium with linalyl azide in a ratio of ca. 80:20, as is shown in the spectrum of geranylazide in the Supporting Information. Perhaps, the equilibrium between geranylazide and linalyl azide of different stability (the last having a tertiary carbon azide bond) is the reason for the low yield of geranylamine **4** which is formed through the corresponding triphenyl(*N*-geranylimino)phosphorane. This may be the reason why the authors<sup>25</sup> improved the Staudinger reaction conditions using geranyl acetate and Ph<sub>3</sub>P/NH<sub>3</sub> to obtain geranylamine **4** in 59% yield. However, we did not apply these reaction conditions since we obtained geranylamine **4** in a better yield using a procedure using Mitsunobu or Gabriel conditions as described above.

Next, we examined the reduction of 1-geranylazide (**5**) with LiAlH<sub>4</sub> at room temperature and obtained geranylamine **4** as the free amine in 24% yield. It should be borne in mind that the Staudinger reaction has the disadvantage of the need to remove the phosphine oxide side product from the resulting reaction mixture.

We then proceeded to the connection of geranylamine **4** and commercially available 2-adamantanamine (**6**, alternatively prepared by reduction of the oxime of 2-adamantanone<sup>28</sup> with LiAlH<sub>4</sub>, see the Supporting Information) through the two-methylene linker (Scheme 3). We treated either 2-adamantanamine (**6**) or geranylamine **4** with a mixture of 1-bromoacetylchloride and potassium carbonate at room temperature and produced the corresponding bromoacetamides **7** or **11** in 83% or 91% yield, respectively (Scheme 3). Subsequently, adding solution of **7** or **11** in dry THF to a solution of geranylamine **4** or 2-adamantanamine (**6**) and triethylamine in dry THF at room temperature furnished **8** or **12**, which are aminoamide precursors of SQ109 (**10**), in 86% or 72% yield, respectively.

We applied the literature conditions for the reduction of aminoamide **8**, which involves the reaction with LiAlH<sub>4</sub> in refluxing dry THF under inert atmosphere for 16 h.<sup>6,17,19</sup> Although it was reported that this reduction yielded SQ109 (**10**) in 50% yield after column chromatography, our two repeats afforded SQ109 (**10**) in 8% and 14% yield after column



**Scheme 3** Synthesis of SQ109. Reagents and conditions: (a)  $\text{ClCOCH}_2\text{Br}$ ,  $\text{K}_2\text{CO}_3$  (aqueous), DCM, rt, 24 h (**7**: 83%, **11**: 91%); (b) **4** or **6**,  $\text{Et}_3\text{N}$ , dry THF, rt, 48 h, (**8**: 86%, **12**: 72 %); (c) (i)  $\text{Me}_3\text{SiCl}$ ,  $\text{LiAlH}_4$ , dry DCM, 0–5 °C, Ar, 2.5 h; (ii) NaOH 10%, 0 °C (31–38%).

chromatography. We also observed the formation of geranylamine **4** and a byproduct formed due to the partial reduction of the geranyl chain since the double bond close to the reaction center becomes saturated. This is evidenced immediately by the disappearance of the corresponding unsaturated CH proton resonance at  $\delta = 5.25$  ppm (m) in the  $^1\text{H}$  NMR spectrum. Additionally, an aqueous hydrochloride solution should not be used during reaction workup since, as mentioned previously, we observed that the distant double bond from the reaction center becomes saturated. We also tested the reduction with  $\text{LiAlH}_4$  in dry tetrahydrofuran or diethyl ether at room temperature, but we obtained again the same mixture of amines.

We then explored more selective reduction conditions of the amido group and examined the use of  $\text{Me}_3\text{SiCl}/\text{LiAlH}_4$ <sup>29</sup> (see experimental section in ref. 17) This reagent can activate the amide carbonyl functionality through the formation of the trimethylsilyl enol intermediates **9** or **13** (Scheme 3); the *in situ* generated imine **9** or **13** being reduced efficiently with  $\text{LiAlH}_4$  to the amino group under mild conditions. Thus, when we treated aminoamides **8** or **12** with a mixture of  $\text{LiAlH}_4$  and distilled  $\text{Me}_3\text{SiCl}$  in dry dichloromethane (DCM) at 0–5 °C for 2.5 h under an inert atmosphere, we isolated SQ109 (**10**) in 31–38% yield after column chromatography (Scheme 3). Increasing the reaction time or temperature to gentle reflux did not improve the yield of SQ109 (**10**).

The yield for converting geraniol (**1**) into geranylamine **4** was 20% in ref. 17 and 37% in ref. 16 compared to 66% in our work. The overall yield for SQ109 (**10**) starting from geraniol (**1**) in ref. 17 is 5% and in ref. 16 is 16% compared to our ca. 20% yield. The yield for SQ109 (**10**) synthesis in ref. 5

was reported to be 24% from geranylamine **4**, or the overall yield from geraniol (**1**) was ca. 5–8% (based on the yields for converting geraniol (**1**) into geranylamine (**4**) using the Gabriel<sup>17</sup> or Mitsunobu reaction<sup>16</sup> reported in ref. 17 and 16, respectively).

The yield of a second reported procedure including the condensation of 2-adamantanone with *N*-geranyl ethylenediamine (prepared from geranyl bromide **2** and ethylenediamine), followed by reductive amination with  $\text{NaBH}_4$  in methanol,<sup>17,18</sup> is 18% from geranyl bromide **2**, and the overall yield from geraniol (**1**) is 17%. However, as mentioned, this procedure is not general for SQ109 (**10**) analogues with a second substituent at 2-adamantyl group position.

In conclusion, SQ109 (**10**) is currently in phase Ib/III of clinical trials against *Mycobacterium tuberculosis*. Herein, we report our investigations into the literature procedures for the synthesis of SQ109 (**10**) that enables the development of structure–activity relationships through the preparation of SQ109 (**10**) analogues at 2-adamantyl position.<sup>30</sup> We report inconsistencies and improvements for the more efficient preparation of important intermediates such as geranylamine **4** and the reduction of aminoamides **8** or **12** leading to SQ109 (**10**). Thus, while we used both 2-adamantanamine (**6**) and geranylamine **4** as the first or second amine shown in Scheme 3, we found that the reduction of the amide bond in the intermediate aminoamide **8** or **12**, respectively, is problematic, yielding a mixture of amines, due to decomposition of the substrate and partial reduction of the geranyl chain, significantly lowering the yield of SQ109 (**10**). We identified that the application of  $\text{Me}_3\text{SiCl}/\text{LiAlH}_4$  under mild conditions can be used for the efficient reduction of the aminoamide precursors **8** or **12** to SQ109

(10). The findings will hopefully assist in the investigation of the efficacy of SQ109 (10) and analogues with potentially improved pharmacokinetic properties.

### Conflict of Interest

The authors declare no conflict of interest.

### Funding Information

Chiesi Hellas (grant number 10354).

### Acknowledgment

We thank Andreea-Larissa Turcu in Santiago Vazquez lab for obtaining the HR-MS spectra.

### Supporting Information

Supporting Information includes NMR spectra of intermediates and SQ109. Supporting information for this article is available online at <https://doi.org/10.1055/a-1655-5867>.

### References and Notes

- This research is part of the PhD thesis of M.S.
- (a) Fogel, N. *Tuberculosis* **2015**, *95*, 527. (b) Furin, J.; Cox, H.; Pai, M. *Lancet* **2019**, *393*, 1642.
- Mdluli, K.; Kaneko, T.; Upton, A. *Cold Spring Harb. Perspect. Med.* **2015**, *5*, a021154.
- Vasava, M. S.; Nair, S. G.; Rathwa, S. K.; Patel, D. B.; Patel, H. D. *Indian J. Tuberc.* **2019**, *66*, 12.
- Lee, R. E.; Protopopova, M.; Crooks, E.; Slayden, R. A.; Terrot, M.; Barry, C. E. *J. Comb. Chem.* **2003**, *5*, 172.
- Li, K.; Schurig-Briccio, L. A.; Feng, X.; Upadhyay, A.; Pujari, V.; Lechartier, B.; Fontes, F. L.; Yang, H.; Rao, G.; Zhu, W.; Gulati, A.; No, J. H.; Cintra, G.; Bogue, S.; Liu, Y.-L.; Molohon, K.; Orlean, P.; Mitchell, D. A.; Freitas-Junior, L.; Ren, F.; Sun, H.; Jiang, T.; Li, Y.; Guo, R.-T.; Cole, S. T.; Gennis, R. B.; Crick, D. C.; Oldfield, E. *J. Med. Chem.* **2014**, *57*, 3126.
- Zhang, B.; Li, J.; Yang, X.; Wu, L.; Zhang, J.; Yang, Y.; Zhao, Y.; Zhang, L.; Yang, X.; Yang, X.; Cheng, X.; Liu, Z.; Jiang, B.; Jiang, H.; Guddat, L. W.; Yang, H.; Rao, Z. *Cell* **2019**, *176*, 636.
- Su, C.-C.; Klenotic, P. A.; Bolla, J. R.; Purdy, G. E.; Robinson, C. V.; Yu, E. W. *Proc. Natl. Acad. Sci. U.S.A.* **2019**, *116*, 11241.
- Tahlan, K.; Wilson, R.; Kastrinsky, D. B.; Arora, K.; Nair, V.; Fischer, E.; Barnes, S. W.; Walker, J. R.; Alland, D.; Barry, C. E.; Boshoff, H. I. *Antimicrob. Agents Chemother.* **2012**, *56*, 1797.
- Xu, Z.; Meshcheryakov, V. A.; Poce, G.; Chng, S.-S. *Proc. Natl. Acad. Sci. U.S.A.* **2017**, *114*, 7993.
- Grzegorzewicz, A. E.; Pham, H.; Gundi, V. A. K. B.; Scherman, M. S.; North, E. J.; Hess, T.; Jones, V.; Gruppo, V.; Born, S. E. M.; Korduláková, J.; Chavadi, S. S.; Morisseau, C.; Lenaerts, A. J.; Lee, R. E.; McNeil, M. R.; Jackson, M. *Nat. Chem. Biol.* **2012**, *8*, 334.
- Belardinelli, J. M.; Yazidi, A.; Yang, L.; Fabre, L.; Li, W.; Jacques, B.; Angala, S. K.; Rouiller, I.; Zgurskaya, H. I.; Sygusch, J.; Jackson, M. *ACS Infect. Dis.* **2016**, *2*, 702.
- Veiga-Santos, P.; Li, K.; Lameira, L.; de Carvalho, T. M. U.; Huang, G.; Galizzi, M.; Shang, N.; Li, Q.; Gonzalez-Pacanoska, D.; Hernandez-Rodriguez, V.; Benaïm, G.; Guo, R.-T.; Urbina, J. A.; Docampo, R.; de Souza, W.; Oldfield, E. *Antimicrob. Agents Chemother.* **2015**, *59*, 1950.
- Gil, Z.; Martinez-Sotillo, N.; Pinto-Martinez, A.; Mejias, F.; Martinez, J. C.; Galindo, I.; Oldfield, E.; Benaïm, G. *Parasitol. Res.* **2020**, 649.
- Sacksteder, K. A.; Protopopova, M.; Barry, C. E.; Andries, K.; Nancy, C. A. *Future Microbiol.* **2012**, *7*, 823.
- Meng, Q.; Luo, H.; Chen, Y.; Wang, T.; Yao, Q. *Bioorg. Med. Chem. Lett.* **2009**, *19*, 5372.
- Onajole, O. K.; Govender, P.; van Helden, P. D.; Kruger, H. G.; Maguire, G. E. M.; Wiid, I.; Govender, T. *Eur. J. Med. Chem.* **2010**, *45*, 2075.
- Onajole, O. K.; Belewa, X. V.; Coovadia, Y.; Govender, T.; Kruger, H. G.; Maguire, G. E. M.; Naidu, D.; Somai, B.; Singh, N.; Govender, P. *Med. Chem. Res.* **2011**, *20*, 1394.
- Li, K.; Wang, Y.; Yang, G.; Byun, S.; Rao, G.; Shoen, C.; Yang, H.; Gulati, A.; Crick, D. C.; Cynamon, M.; Huang, G.; Docampo, R.; No, J. H.; Oldfield, E. *ACS Infect. Dis.* **2015**, *1*, 215.
- Galaka, T.; Casal, M. F.; Storey, M.; Li, C.; Chao, M. N.; Szajman, S. H.; Docampo, R.; Moreno, S. N. J.; Rodriguez, J. B. *Molecules* **2017**, *22*, 1.
- Shallu; Sharma, M. L.; Singh, J. *J. Chem. Sci.* **2014**, *126*, 1869.
- Dogra, S.; Sharma, M. L.; Singh, J. *C. R. Chim.* **2015**, *18*, 945.
- Bunton, C. A.; Hachey, D. L.; Leresche, J. P. *J. Org. Chem.* **1972**, *37*, 4036.
- Corey, E. J.; Nicolaou, K. C.; Balanson, R. D.; Machida, Y. *Synthesis* **1975**, 590.
- Murahashi, S.; Taniguchi, Y.; Imada, Y.; Tanigawa, Y. *J. Org. Chem.* **1989**, *54*, 3292.
- Gololobov, Y. G.; Zhmurova, I. N.; Kasukhin, L. F. *Tetrahedron* **1981**, *37*, 437.
- Bednarek, C.; Wehl, I.; Jung, N.; Schepers, U.; Bräse, S. *Chem. Rev.* **2020**, *120*, 4301.
- Kolocouris, A.; Tzitzoglaki, C.; Johnson, F. B.; Zell, R.; Wright, A. K.; Cross, T. A.; Tietjen, I.; Fedida, D.; Busath, D. D. *J. Med. Chem.* **2014**, *57*, 4629.
- Ravinder, B.; Rajeswar Reddy, S.; Panasa Reddy, A.; Bandichhor, R. *Tetrahedron Lett.* **2013**, *54*, 4908.
- 1-Bromo-3,7-dimethylocta-2,6-diene (1-geranyl bromide, 2)**  
A mixture of geraniol (1, 500 mg, 3.24 mmol) and PBr<sub>3</sub> (351 mg, 1.30 mmol) in anhydrous diethyl ether was stirred at -5 ° for 3 h. The resulting solution was extracted with NaHCO<sub>3</sub> 5% w/v and brine. The organic extract was dried over Na<sub>2</sub>SO<sub>4</sub> and evaporated *in vacuo* to give a yellow oil; yield 700 mg (99.5%). <sup>1</sup>H NMR (CDCl<sub>3</sub>, 400 MHz): δ = 1.60 (s, 3 H, 8-H), 1.68 (s, 3 H, 7-CH<sub>3</sub>), 1.73 (s, 3 H, 3-CH<sub>3</sub>), 2.08 (m, 4 H, 4-H, 5-H), 4.03 (d, J = 8.4 Hz, 2 H, 1-H), 5.07 (m, 1 H, 6-H), 5.53 (t, J = 8.5 Hz, 1 H, 2-H) ppm.  
**1-Phthalimido-3,7-dimethylocta-2,6-diene (1-geranyl phthalimide, 3)**  
A solution of geranyl bromide (520 mg, 2.40 mmol), phthalimide (353 mg, 2.40 mmol), and K<sub>2</sub>CO<sub>3</sub> (994 mg, 7.2 mmol) in anhydrous THF (10 mL) was heated to reflux overnight. The solvent was then evaporated *in vacuo*, water was added, and the mixture was then extracted twice with diethyl ether. The combined organic extracts were dried over Na<sub>2</sub>SO<sub>4</sub>, filtered, and concentrated *in vacuo*. The crude product was purified by column chromatography using *n*-hexane/EtOAc (15:1) as eluent to afford geranyl phthalimide as a pale-yellow oil; yield 600 mg (88%).



### 1-Amino-3,7-dimethylocta-2,6-diene (1-geranylamine, 4)

#### Procedure A

A solution of geranyl phthalimide (600 mg, 2.12 mmol) and hydrazine monohydrate (0.160 mL, 3.18 mmol, 1.5 equiv) in absolute EtOH (10 mL) was heated to reflux for 6 h. The solvent was evaporated *in vacuo*, 15% aq. NaOH was added, and the mixture extracted twice with DCM. The combined organic phases were washed with water, dried over Na<sub>2</sub>SO<sub>4</sub>, filtered, and concentrated *in vacuo*. After column chromatography 81% of geranylamine **4** was obtained.

#### Procedure B

A mixture of azide **5** (240 mg, 1.34 mmol) and PPh<sub>3</sub> (386 mg, 1.47 mmol) in THF/water (10:1, 7 mL) was stirred at room temperature for 12 h. The solvent was evaporated under vacuum, and equal quantities of water (20 mL) and DCM (20 mL) were added for extraction. The organic solution was then washed with HCl 6% v/v, the aqueous extract was made alkaline with solid Na<sub>2</sub>CO<sub>3</sub> and extracted with DCM. After solvent evaporation *in vacuo* the crude amine product was obtained (90 mg). Anhydrous diethyl ether (15 mL) was added, and the organic solution was treated with a saturated solution of ethanol with hydrogen chloride at 0 °C to afford the hydrochloride salt as a white precipitate. After overnight cooling at 5 °C and suction filtration, geranylamine **4** hydrochloride was obtained as a white solid (87 mg, 34% yield).

#### Procedure C

To a suspension of LiAlH<sub>4</sub> (152 mg, 4.0 mmol) in anhydrous diethyl ether (8 mL), a solution of azide **5** (480 mg, 2.68 mmol) in anhydrous diethyl ether (5 mL) was added dropwise at 0 °C. The mixture was left stirring at room temperature overnight and was quenched with water (2 mL), 15% w/v NaOH (2 mL), and then water (6 mL) at 0 °C. The resulting inorganic precipitate was filtered off and washed thoroughly with diethyl ether. The filtrate was extracted twice with HCl 6% v/v, and the aqueous phase was made alkaline with solid Na<sub>2</sub>CO<sub>3</sub> and extracted twice with DCM. The combined organic extracts were washed with water and dried over solid Na<sub>2</sub>SO<sub>4</sub>. After filtration, the solvent was evaporated *in vacuo* to afford geranylamine **4** as a pale-yellow oil (98 mg, 24% yield). Hydrochloride salt: <sup>1</sup>H NMR (CDCl<sub>3</sub>, 400 MHz): δ = 1.60 (s, 3 H, 8-H), 1.63 (s, 3 H, 7-CH<sub>3</sub>), 1.68 (s, 3 H, 3-CH<sub>3</sub>), 1.97–2.07 (m, 4 H, 4-H, 5-H), 3.30 (d, *J* = 7.4 Hz, 2 H, 1-H), 5.07–5.11 (m, 1 H, 6-H), 5.26 (t, *J* = 7.5 Hz, 1 H, 2-H) ppm. <sup>13</sup>C NMR (CDCl<sub>3</sub>, 150 MHz): δ = 16.5 (3-CH<sub>3</sub>), 18.0 (7-CH<sub>3</sub>), 26.0 (8-C), 26.8 (5-C), 39.7 (4-C), 39.9 (1-C), 124.4 (2-C), 125.1 (6-C), 131.9 (7-C), 137.5 (3-C) ppm.

### 1-Azido-3,7-dimethylocta-2,6-diene (1-geranylazide, 5)

A mixture of bromide **2** (500 mg, 2.30 mmol) and NaN<sub>3</sub> (299 mg, 4.60 mmol) in ethanol (7 mL) was heated to reflux for 5 h, the mixture was concentrated under reduced pressure, and water (15 mL) was added. The resulting solution was extracted with DCM (2 × 20 mL) and the combined organic extracts were washed with brine, dried over Na<sub>2</sub>SO<sub>4</sub>, filtered, and evaporated *in vacuo* to afford a yellow oil; yield 380 mg (92%). <sup>1</sup>H NMR (CDCl<sub>3</sub>, 400 MHz): δ = 1.61 (s, 3 H, 8-H), 1.69 (s, 3 H, 7-CH<sub>3</sub>), 1.71 (s, 3 H, 3-CH<sub>3</sub>), 2.10 (m, 4 H, 4-H, 5-H), 3.76 (t, *J* = 7.4 Hz, 2 H, 1-H), 5.09 (m, 1 H, 6-H), 5.33 (t, *J* = 7.5 Hz, 1 H, 2-H) ppm.

### 2-Adamantanamine (6)

A solution of 2-adamantanone (3.0 g, 20 mmol) in ethanol (35 mL) was heated at 70 °C. To this solution an aqueous solution (20 mL) of HCl·H<sub>2</sub>NOH (2.08 g, 30.0 mmol) with solid Na<sub>2</sub>CO<sub>3</sub> (3.82 g, 36.0 mmol) was added portion-wise at 70 °C. The mixture was stirred at the same temperature for 10 min, and the ethanol was evaporated under reduced pressure. The

aqueous suspension was allowed to cool at room temperature, and the white solid of 2-adamantanone oxime was filtered off; yield 2.86 g (86%). <sup>1</sup>H NMR (CDCl<sub>3</sub>, 400 MHz): δ = 1.81–1.99 (m, 14 H, 1,3,4,5,6,7,8,9,10-adamantane H) ppm.

To a suspension of LiAlH<sub>4</sub> (1.97 g, 51.9 mmol) in anhydrous THF (35 mL) a solution of 2-adamantanone oxime (2.86 g, 17 mmol) in anhydrous THF (40 mL) was added dropwise at 0 °C, and the suspension was then heated to reflux and left overnight under stirring. The mixture was allowed to return to room temperature, then cooled at 0 °C, and then water (2 mL), NaOH 15% w/v (2 mL), and water (6 mL) were added. The resulting inorganic precipitate was filtered off and washed thoroughly with diethyl ether. The filtrate was extracted twice with HCl 6% w/v, the aqueous phase was made alkaline with solid Na<sub>2</sub>CO<sub>3</sub> and extracted with DCM. The combined organic extracts were washed with water and dried over Na<sub>2</sub>SO<sub>4</sub>. After filtration, the DCM was evaporated *in vacuo* to afford a pale oil of 2-adamantanamine (**6**, 1.45 g, 56% yield). <sup>1</sup>H NMR (CDCl<sub>3</sub>, 400 MHz): δ = 1.53 (d, *J* = 12 Hz, 2 H, 4eq,9eq-adamantane H), 1.70–1.85 (m, 10 H, 1,3,5,7,6,8,10-adamantane H), 1.99 (d, *J* = 12 Hz, 2 H, 4ax,9ax-adamantane H), 2.22 (br s, 2 H, NH<sub>2</sub>), 3.02 (s, 1 H, 2-adamantane H) ppm. <sup>13</sup>C NMR (CDCl<sub>3</sub>, 50 MHz): δ = 27.1 (7-adamantane C), 28.0 (5-adamantane C), 31.1 (4,9-adamantane C), 35.1 (8,10-adamantane C), 38.0 (1,3-adamantane C), 38.3 (6-adamantane C), 55.9 (2-adamantane C) ppm.

### N-(2-Adamantanyl)-2-bromoacetamide (7)

Bromoacetyl chloride (801 mg, 5.09 mmol) in DCM (13 mL) was added dropwise at 0 °C to a vigorously stirred suspension of 2-adamantanamine (**6**, 700 mg, 4.63 mmol) in DCM (23 mL) and K<sub>2</sub>CO<sub>3</sub> (806 mg) and water (8 mL). The mixture was stirred for 24 h, and then the aqueous phase was extracted twice with DCM. The combined organic extracts were evaporated *in vacuo*, and the crude product was dissolved in diethyl ether. The solution was washed sequentially with NaHCO<sub>3</sub> 10% w/v, water, HCl 3% v/v, water, and brine. The solvent was then evaporated *in vacuo*, and the product was filtered through silica gel using *n*-hexane/EtOAc (3:1) as eluent to afford a white solid (1.05 g, 83% yield). <sup>1</sup>H NMR (CDCl<sub>3</sub>, 400 MHz): δ = 1.67 (d, *J* = 12 Hz, 2 H, 4eq,9eq-adamantane H), 1.75–1.93 (m, 10 H, 1,3,5,7,6,8,10-adamantane H), 2.04 (s, 2 H, 4ax,9ax-adamantane H), 3.91 (s, 2 H, COCH<sub>2</sub>Br), 4.02–4.04 (s, *J* = 8.4 Hz, 1 H, 2-adamantane H) ppm.

### N-(2-Adamantanyl)-2-[(3,7-dimethylocta-2,6-dien-1-yl)-amino]acetamide (8)

Bromoacetamide **7** (1.05 g, 3.86 mmol) in dry THF (20 mL) was added dropwise at 0 °C to a stirred solution of geranylamine **4** (590 mg, 3.86 mmol) and triethylamine (390 mg, 3.86 mmol) in dry THF (30 mL). The stirring continued for 48 h at room temperature. Then the aqueous phase was extracted twice with DCM, the combined organic extracts were evaporated *in vacuo*, and the crude product was purified through column chromatography using a) diethyl ether/*n*-hexane (1:1), b) CHCl<sub>3</sub>/MeOH (9:1) as solvent systems. The acetamide **8** was obtained as a pale-yellow oil; yield 1.14 g (86%). <sup>1</sup>H NMR (CDCl<sub>3</sub>, 400 MHz): δ = 1.59 (s, 3 H, 8-H), 1.62 (s, 3 H, 7-CH<sub>3</sub>), 1.67 (s, 3 H, 3-CH<sub>3</sub>), 1.65–1.90 (m, 14 H, 1,3,4,5,6,7,8,9,10-adamantane H), 2.02–2.07 (m, 4 H, 4-H, 5-H), 3.17 (s, 2 H, COCH<sub>2</sub>NH), 3.31 (d, *J* = 7.4 Hz, 2 H, 1-H), 3.18 (s, 1 H, 2-adamantane H), 4.01 (s, 1 H, NH-adamantane), 5.05 (m, 1 H, 6-H), 5.25 (t, *J* = 7.4 Hz, 1 H, 2-H), 7.04 (s, 1 H, NH-geranyl) ppm. Hydrochloride salt: <sup>13</sup>C NMR (CD<sub>3</sub>OD, 100 MHz): δ = 17.9 (3-CH<sub>3</sub>), 18.7 (8-C), 26.7 (7-CH<sub>3</sub>), 28.0 (5-C), 29.5 (5,7-adamantane C), 33.4 (4,9-adamantane C), 34.1 (1,3-adamantane C), 39.1 (8,10-adamantane C), 39.4 (6-adamantane C), 41.7 (4-C), 55.7 (1-C), 56.2 (COCH<sub>2</sub>NH), 56.9

(2-adamantane C), 114.1 (2-C), 125.3 (6-C), 134.1 (7-C), 151.9 (3-C), 166.0 (C=O) ppm. HRMS (ESI-TOF (+)):  $m/z$  [M + H]<sup>+</sup> calcd for [C<sub>22</sub>H<sub>37</sub>N<sub>2</sub>O]<sup>+</sup>: 345.2906; found: 345.2888.

**2-Bromo-N-(3,7-dimethylocta-2,6-dien-1-yl)acetamide (11)**  
Bromoacetyl chloride (1.13 g, 7.18 mmol) in DCM (17 mL) was added dropwise at 0 °C to a vigorously stirred solution of geranylamine **4** (1 g, 6.53 mmol) in DCM (30 mL) and aqueous K<sub>2</sub>CO<sub>3</sub> (1.14 g, 10 mL H<sub>2</sub>O). The mixture was stirred for 24 h, and then the aqueous was extracted twice with DCM. The combined organic extracts were concentrated *in vacuo*, and the crude product was dissolved in diethyl ether. The solution was washed with NaHCO<sub>3</sub> 10% w/v, H<sub>2</sub>O, HCl 3% v/v, H<sub>2</sub>O, and brine. The solvent was then evaporated *in vacuo*, and the product was filtered through silica gel using *n*-hexane/EtOAc (3:1) as eluent to afford 1.64 g of bromoacetamide (**11**) as a yellow solid (91% yield). <sup>1</sup>H NMR (CDCl<sub>3</sub>, 400 MHz): δ = 1.60 (s, 3 H, 8-H), 1.68 (s, 6 H, 7-CH<sub>3</sub>, 3-CH<sub>3</sub>), 2.00–2.12 (m, 4 H, 4-H, 5-H), 3.88 (s, 2 H, COCH<sub>2</sub>Br), 5.06 (t, *J* = 7.0 Hz, 1 H, 6-H), 5.19 (t, *J* = 7.0 Hz, 1 H, 2-H) ppm.

**2-[(2-Adamantyl)amino]-N-(3,7-dimethylocta-2,6-dien-1-yl)acetamide (12)**

Bromoacetamide **11** (960 mg, 3.50 mmol) in dry THF (20 mL) was added dropwise at 0 °C to a stirred solution of 2-adamantanamine (**6**)<sup>26</sup> (530 mg, 3.50 mmol) and triethylamine (354 mg, 3.50 mmol) in anhydrous THF (30 mL), and stirring was continued for 48 h at room temperature. The aqueous phase was extracted twice with DCM, the combined organic extracts were evaporated *in vacuo*, and the crude product was purified by column chromatography, eluting with a) diethyl ether/*n*-hexane (1:1), b) CHCl<sub>3</sub>/MeOH (9:1). Acetamide **12** was obtained as a yellow oil (870 mg, 72% yield). <sup>1</sup>H NMR (CDCl<sub>3</sub>, 400 MHz): δ = 1.56–1.59 (m, 5 H, 8-H, 4eq,9eq-adamantane H), 1.67 (s, 6 H, 7-CH<sub>3</sub>, 3-CH<sub>3</sub>), 1.67–1.71 (m, 4 H, 1,3,6-adamantane H), 1.81–1.92 (m, 6 H, 4ax,5,7,8ax,9ax,10ax-adamantane H), 1.98–2.10 (m, 4 H, 4,5-H), 2.77 (s, 1 H, 2-adamantane H), 3.27 (s, 1 H, NHCH<sub>2</sub>CO), 3.43 (s, 1 H, NHCH<sub>2</sub>CO), 3.84–3.89 (m, 2 H, 1-H), 5.07 (m, 1 H, 6-H), 5.19 (m, 1 H, 2-H) ppm. <sup>13</sup>C NMR (CD<sub>3</sub>OD, 100 MHz): δ = 17.2 (3-CH<sub>3</sub>), 18.6 (8-C), 26.7 (7-CH<sub>3</sub>), 28.3 (5-C), 28.9 (5-adamantane C), 29.2 (7-adamantane C), 31.6 (4,9-adamantane C), 32.1 (1,3-adamantane C), 38.7 (8,10-adamantane C), 38.8 (6-adamantane C), 39.3 (4-C), 41.4 (1-C), 48.0 (NHCH<sub>2</sub>CO), 65.8 (2-adamantane C), 121.5 (2-C), 125.8 (6-C), 133.4 (7-C), 141.9 (3-C), 166.6 (C=O) ppm. HRMS (ESI-TOF (+)):  $m/z$  [M + H]<sup>+</sup> calcd for [C<sub>22</sub>H<sub>37</sub>N<sub>2</sub>O]<sup>+</sup>: 345.2906; found: 345.2897.

**N-(2-Adamantanyl)-N'-(3,7-dimethylocta-2,6-dien-1-yl)ethane-1,2-diamine (SQ109, 10)**

Acetamide **8** (870 mg, 2.52 mmol) in dry DCM (11 mL) was

stirred at 0–5 °C for 15 min under an argon atmosphere. Freshly distilled trimethylsilyl chloride (328 μL, 3.02 mmol) was then added at the same temperature, and the mixture was stirred for another 15 min. A suspension of LiAlH<sub>4</sub> (134 mg, 3.53 mmol) in a small quantity of anhydrous THF was added between –10 °C and 0 °C, and the stirring was continued for 2.5 h at the same temperature. The mixture was then treated with NaOH 10%, the resulting inorganic precipitate was filtered off, the organic phase was separated, and the aqueous phase was extracted twice with DCM. The combined organic extracts were evaporated *in vacuo*, and the crude product was dissolved in DCM and washed with brine. After separation and evaporation of the solvent, the crude product was purified by column chromatography using either CHCl<sub>3</sub>/MeOH (9:1) or CHCl<sub>3</sub>/MeOH/NH<sub>3</sub> (88:10:2), eluents, to afford diamine **10** as a pale-yellow oil; yield 260 mg (31%).

Acetamide **12** (290 mg, 0.84 mmol) in dry DCM (4 mL) was stirred at 0–5 °C for 15 min under an argon atmosphere. Freshly distilled trimethylsilyl chloride (110 μL, 1.01 mmol) was then added at the same temperature, and the mixture was stirred for a further 15 min. A suspension of LiAlH<sub>4</sub> (45 mg, 1.18 mmol) in a small quantity of THF was added at –10 °C to 0 °C, and stirring was continued for 2.5 h at the same temperature. The mixture was then treated with 10% aqueous NaOH, the resulting inorganic precipitate was filtered off, the organic phase was separated, and the aqueous phase was extracted twice with DCM. The combined organic extracts were evaporated *in vacuo*, and the crude product was dissolved in DCM and washed with brine. After separation and evaporation of the solvent, the crude product was purified by column chromatography using either CHCl<sub>3</sub>/MeOH (9:1) or CHCl<sub>3</sub>/MeOH/NH<sub>3</sub> (88:10:2) as eluents to afford diamine **10** as a pale-yellow oil (111 mg, 38% yield). <sup>1</sup>H NMR (CDCl<sub>3</sub>, 400 MHz): δ = 1.47 (d, *J* = 12 Hz, 2H, 4eq,9eq-adamantane H), 1.59 (s, 3 H, 8-H), 1.64 (s, 3 H, 7-CH<sub>3</sub>), 1.67 (s, 3 H, 3-CH<sub>3</sub>), 1.70–1.85 (m, 10 H, 1,3,5,6,7,8,10-adamantane H), 1.95 (d, *J* = 12 Hz, 2H, 4ax,9ax-adamantane H), 1.98–2.02 (m, 2 H, 5-H), 2.06–2.11 (m, 2 H, 4-H), 2.71 (s, 1 H, 2-H), 2.74 (s, 4 H, NHCH<sub>2</sub>CH<sub>2</sub>NH), 3.25 (d, *J* = 7.0 Hz, 2 H, 1-H), 5.09 (m, 1 H, 6-H), 5.26 (m, 1 H, 2-H) ppm. <sup>13</sup>C NMR (CDCl<sub>3</sub>, 100 MHz): δ = 16.5 (CH<sub>3</sub>-3), 18.0 (8-C), 26.0 (7-CH<sub>3</sub>), 26.8 (5-C), 27.9 (5-adamantane C), 28.1 (7-adamantane C), 31.7 (4,9-adamantane C), 32.5 (1,3-adamantane C), 37.9 (8,10-adamantane C), 38.3 (6-adamantane C), 40.2 (4-C), 46.8 (1-C), 47.4 (NHCH<sub>2</sub>CH<sub>2</sub>NH-geranyl), 49.8 (NHCH<sub>2</sub>CH<sub>2</sub>NH-geranyl), 62.3 (2-adamantane C), 121.9 (2-C), 123.3 (6-C), 131.9 (7-C), 137.9 (3-C) ppm. HRMS (ESI-TOF (+)):  $m/z$  [M + H]<sup>+</sup> calcd for [C<sub>22</sub>H<sub>39</sub>N<sub>2</sub>]<sup>+</sup>: 331.3108; found: 331.3101.