


# SYNLETT Spotlight 414

## Mercury(II) Acetate

Compiled by Milan Dejmeš



This feature focuses on a reagent chosen by a postgraduate, highlighting the uses and preparation of the reagent in current research

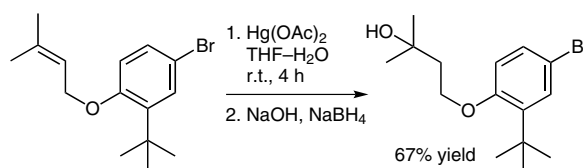
Milan Dejmeš was born in 1984 in Prague, Czech Republic, and received his MSc in Organic Chemistry at the Charles University in Prague. He wrote his diploma thesis in Professor Antonín Holý's group under the supervision of Dr. Hubert Hřebabecský at the Institute of Organic Chemistry and Biochemistry at the Czech Academy of Sciences. Currently he works in the team of one of Professor Holý's successor – Dr. Radim Nencka – on the synthesis of conformationally locked carbocyclic nucleosides.

Institute of Organic Chemistry and Biochemistry, Academy of Sciences of the Czech Republic, v.v.i., Flemingovo nám. 2, 166 10 Prague 6, Czech Republic  
E-mail: dejmek@uochb.cas.cz

### Introduction

Mercury(II) acetate is a commercially available reagent which can be prepared by the reaction of elemental mercury with peroxyacetic acid.<sup>1</sup> The standard use of this reagent is the textbook oxymercuration–demercuration reaction, an electrophilic addition in which mercury(II) acetate attacks a double bond forming a mercury–olefin complex, followed by nucleophilic ring opening with water and subsequent reductive demercuration with sodium borohydride.<sup>2</sup> The reaction proceeds in accordance with Markovnikov's rule, since the nucleophilic reagent attacks the higher substituted carbon atom to form the more stable carbocation intermediate. This reaction is also an *anti*-addition: the nucleophilic reagent attacks the double bond–mercury complex from the side opposite to the molecule.

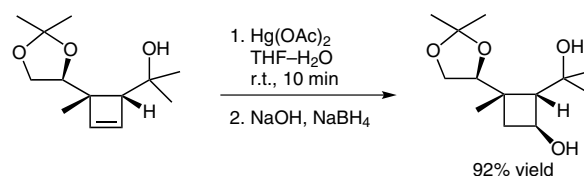
Not only water, but also other nucleophiles may be used to attack this complex, which opens up an arena for other potential uses of mercury(II) acetate including azidomercuration or formation of ethers and secondary amines. Although mercury(II) salts are generally considered to be very toxic (ingestion of as little as 1 g can be fatal),<sup>3</sup> the non-volatile, crystalline nature of mercury(II) acetate, together with its insolubility in lipids, assures safe manipulations with the reagent when handled in a fume-hood using standard safety precautions.



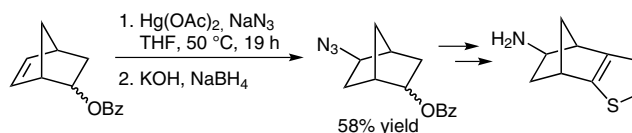
**Scheme 1** Standard oxymercuration–demercuration procedure

### Abstracts

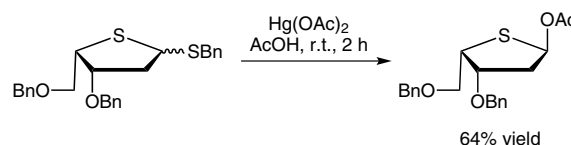
Examples of stereoselective oxymercuration have been found in cases of neighboring group participation (hydroxyl<sup>4a</sup> or carboxy groups<sup>4b</sup> in appropriate positions). These reactions are reported to offer very good yields with excellent stereoselectivity (only one product is isolated from the reaction mixture).<sup>4</sup>



Work of Hřebabecský et al.<sup>5a</sup> is a nice example of using a different nucleophile (azide) to open the olefin–HgOAc complex. Azidomercuration<sup>5</sup> followed by reduction serves as a convenient way of introducing an amino group into the molecule.



In the chemistry of thiosugars, the anomeric benzyl-protected thio group is often the result of a sulfur atom introduction into the furanose molecule. It may be conveniently acetylated using mercury(II) acetate in glacial acetic acid with good to near quantitative yields.<sup>6</sup> This reaction is widely used in the preparation of thionucleoside analogues.



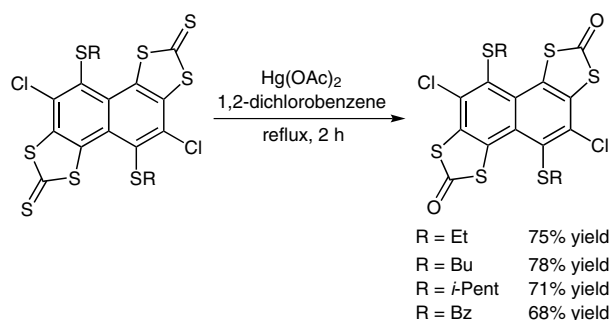
SYNLETT 2012, 23, 2867–2868

Advanced online publication: 07.11.2012

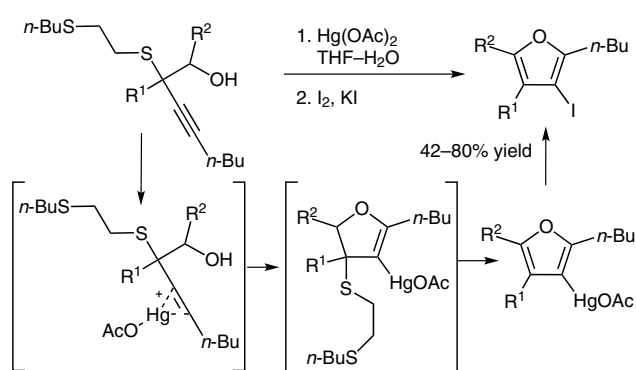
DOI: 10.1055/s-0032-1317476; Art ID: ST-2012-V0421-V

© Georg Thieme Verlag Stuttgart · New York

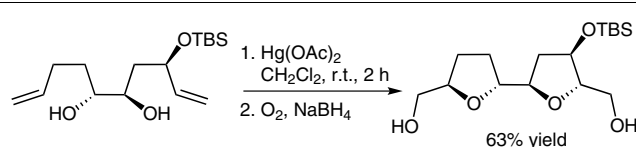
Mercury(II) salts have a strong affinity towards sulfur, which can be exploited in a number of desulfurization procedures.<sup>7</sup>



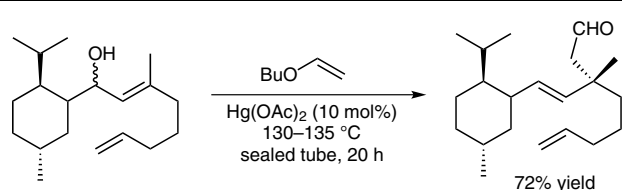
Very interesting procedures for the preparation of variously substituted furans were reported recently.<sup>8</sup> Reacting mercury(II) acetate with homopropargyl or allenyl thiolate leads to the formation of tetrasubstituted furans. This procedure is facilitated by the thiophilicity of the mercuric species, which allows an easy elimination of the sulfur moiety.



Various cyclization protocols including multiple<sup>9a</sup> and sequential<sup>9b</sup> cyclizations yielding structures based on tetrahydrofuran have been reported employing mercury(II) acetate. The depicted bis-tetrahydrofurane system represents a core part in several biologically active natural products (e.g., asimitrin, salzmanolin).



Mercury(II) acetate-catalyzed vinylation of allylic alcohols followed by Claisen rearrangement was used in the syntheses of various natural products. Arbour and coworkers used it in the synthesis of (+)-euphococcinine and (–)-adaline, two alkaloids with opposite configuration.<sup>10</sup>



## References

- (1) (a) Greenspan, F. P. US 2661360, *Chem. Abstr.* **1953**, *48*, 23243 (b) MacKellar, D. G. US 2873289, *Chem. Abstr.* **1959**, *53*, 58951
- (2) (a) Janusz, J. M.; Young, P. A.; Scherz, M. W.; Enzweiler, K.; Wu, L. I.; Gan, L.; Pikul, S.; McDow-Dunham, K. L.; Johnson, C. R.; Senanayake, C. B.; Kellstein, D. E.; Green, S. A.; Tulich, J. L.; Rosario-Jansen, T.; Magrisso, I. J.; Wehmeyer, K. R.; Kuhlenbeck, D. L.; Eichhold, T. H.; Dobson, R. L. M. *J. Med. Chem.* **1998**, *41*, 1124. (b) Tomita, T.; Kita, Y.; Kitamura, T.; Sato, Y.; Mori, M. *Tetrahedron* **2006**, *62*, 10518.
- (3) Clarkson, T. W.; Magos, L. *Crit. Rev. Toxicol.* **2006**, *36*, 609.
- (4) (a) Alibés, R.; March, P.; Figueredo, M.; Font, J.; Racamonde, M.; Parella, T. *Org. Lett.* **2004**, *6*, 1449. (b) Yates, P.; Kaldas, M. *Can. J. Chem.* **1992**, *70*, 1492. (c) Ghosh, A. K.; Takayama, J. *Tetrahedron Lett.* **2008**, *49*, 3409.
- (5) (a) Hřebabeký, H.; Dejmek, M.; Šála, M.; Mertlíková-Kaiserová, H.; Dračinský, M.; Nencka, R.; Leyssen, P.; Neyts, J. *Tetrahedron* **2012**, *68*, 3195. (b) Grunewald, G. L.; Reitz, T. J.; Hallett, A. *J. Med. Chem.* **1980**, *23*, 614.
- (6) (a) Wirsching, J.; Voss, J.; Adiwidjaja, G.; Giesler, A.; Kopf, J. *Eur. J. Org. Chem.* **2001**, 1077. (b) Brånalt, J.; Kvarnström, I.; Niklasson, G.; Svensson, S. C. T.; Classon, B.; Samuelsson, B. *J. Org. Chem.* **1994**, *59*, 1783. (c) Haraguchi, K.; Takahashi, H.; Shiina, N.; Horii, C.; Yoshimura, Y.; Nishikawa, A.; Sasakura, E.; Nakamura, K. T.; Tanaka, H. *J. Org. Chem.* **2002**, *67*, 5919.
- (7) (a) Fanghänel, E.; Ullrich, A.; Wagner, C. *Eur. J. Org. Chem.* **1998**, 1577. (b) Marbella, L.; Serli-Mitasev, B.; Basu, P. *Angew. Chem. Int. Ed.* **2009**, *48*, 3996.
- (8) (a) Chen, C.; Luh, T. *Tetrahedron Lett.* **2009**, *50*, 3263. (b) Tseng, J.; Chen, J.; Luh, T. *Synlett* **2006**, 8, 1209.
- (9) (a) Mohapatra, D. K.; Naidu, P. R.; Reddy, D. S.; Nayak, S.; Mohapatra, S. *Eur. J. Org. Chem.* **2010**, 6263. (b) Gharpure, S. J.; Porwal, S. K. *Tetrahedron* **2011**, *67*, 1216.
- (10) (a) Arbour, M.; Roy, S.; Godbout, C.; Spino, C. *J. Org. Chem.* **2009**, *74*, 3806. (b) Srikrishna, A.; Yelamagga, C. V.; Kumar, P. P. *J. Chem. Soc., Perkin Trans. 1* **1999**, 2877.