

Synform

People, Trends and Views in Chemical Synthesis

2018/12

Conference Report: ISFC-22

Articles with focus on the 22nd International Symposium on Fluorine Chemistry (ISFC-22), July 22–27, 2018, Oxford (UK)



Contact

Your opinion about Synform is welcome,
please correspond if you like:

marketing@thieme-chemistry.com



Thieme

Dear Readers,

The 22nd International Symposium on Fluorine Chemistry (ISFC-22) held from July 22–27, 2018 at the University of Oxford (UK) – brilliantly organised by Prof. Véronique Gouverneur and attended by about 450 participants – is the object of this special issue of Synform. Oxford is undoubtedly a very fascinating and inspiring venue for any scientific event, so it is not surprising that ISFC-22 was a fantastic meeting, with a very rich scientific programme, that is reflected by the excellent fluorine chemistry featured in this issue. A brief overview of the ISFC-22 opens the December issue. The second article is a Young Career Focus interview with Dr. Zhong Wang (University of Southampton, UK) – from the group of Prof. B. Linclau – who was awarded the Best Poster Prize. Third is an article highlighting the photocatalytic Minisci-type difluoromethylation of heterocycles reported in an oral communication by Prof. John Nielsen (University of Copenhagen, Denmark). This special issue wraps up with the novel approach to difluoromethylated fungicides reported in an award-winning poster presented by Yosuke Ochi and colleagues from Asahi Glass Company (Japan).

Long live fluorine chemistry. And as usual...

Enjoy your reading!!



In this issue

- Conference Report
International Fluorine Chemistry in Oxford A188
- Conference Report
Young Career Focus: Dr. Zhong Wang (University of Southampton, UK) A190
- Conference Report
Difluoroacetic Acid as a New Reagent for Direct C–H Difluoromethylation of Heteroaromatic Compounds – Scope, Limitations and Perspectives A193
- Conference Report
Development of a New Route to 3-(Difluoromethyl)-1-methyl-1H-pyrazole-4-carboxylic Acid (DFPA) – A Key Building Block for Novel Fungicides A197
- Coming soon A200

Contact

If you have any questions or wish to send feedback, please write to Matteo Zanda at: synform@outlook.com

International Fluorine Chemistry in Oxford

The 22nd International Symposium on Fluorine Chemistry (ISFC-22) was held July 22–27, 2018 in some of the most magnificent venues of the University of Oxford (UK). The opening ceremony took place in the Sheldonian Theatre, while the scientific oral sessions were held in the Examination Schools, and the poster sessions were hosted by the Oxford University Museum of Natural History. The conference was superbly organized by Professors Véronique Gouverneur (Chair, University of Oxford, UK), David O'Hagan and Graham Sandford (Co-Chairs, from the University of St. Andrews and the University of Durham, UK, respectively). The symposium was attended by about 450 registered participants.

Professor David MacMillan (Princeton University, USA) gave the opening lecture, centred on the most recent results obtained by his group in the thriving area that he has pioneered, photoredox catalysis. A very rich programme of invited and plenary speakers brought the attendees up to date about the most recent advances of fluorine chemistry in a

number of areas such as materials science, energy, biomedicine and drug discovery.

The prestigious Prix Henri Moissan 2018, managed by the "Fondation de la Maison de la Chimie" (Paris, France), was awarded to Professor David O'Hagan, co-chair of the Symposium. The first Poster Prize was awarded to Dr. Zhong Wang (University of Southampton, UK) who is the subject of the Young Career Focus interview in this issue.

Thieme Chemistry was obviously present with a booth showcasing all of their journals and chemical information tools.

The next main events for fluorine chemists are the ACS Spring Conference (Orlando, USA) and the European and International Symposia on Fluorine Chemistry (Warsaw, Poland, in 2019 and Québec, Canada, in 2021, respectively).

Matthew Farnish



Group photo from ISFC-22



From left to right: Professors Bruno Linclau, Graham Sandford, Véronique Gouverneur, and Matteo Zanda

Young Career Focus: Dr. Zhong Wang (University of Southampton, UK)

Background and Purpose. SYNFORM regularly meets young up-and-coming researchers who are performing exceptionally well in the arena of organic chemistry and related fields of research, in order to introduce them to the readership. This Young Career Focus presents postdoctoral researcher Dr. Zhong Wang (University of Southampton, UK). Zhong Wang was recently awarded the Best Poster prize at The 22nd International Symposium on Fluorine Chemistry (ISFC-22, July 22–27, 2018) in Oxford (UK).

Biographical Sketch



Dr. Zhong Wang

Zhong Wang was born in 1986 in Nantong (P.R. of China) and studied at Donghua University (Shanghai, P.R. of China) and Hochschule Reutlingen (Baden-Württemberg, Germany) obtaining a BSc in chemistry with marketing in 2010. He then moved to University of Southampton (UK) where he completed his MSc (2011) in the synthesis of fluorinated 5-HT₄R ligands and the synthesis of rigid fluorohydrins as models for the investigation of hydrogen-bond donating capacity. In 2016, he received his PhD in chemistry under the supervision of Professor Bruno Linclau. His other experience includes an internship in 2009 at Benecke-Kaliko, Hannover (Germany), conducting research on the coating systems based on NMP-free aliphatic anionic polyurethane dispersions. In 2012 he worked as a marketing supervisor at Shanghai Rainbow Chemistry (P. R. of China), mainly working on overseas market penetration and in 2015 he completed an industrial placement at Dextra Laboratories (Reading, UK) on the synthesis of fluorinated bioactive compounds. He has also attended various conferences, where he has had poster presentations and given oral presentations, and has co-authored several academic papers.

INTERVIEW

SYNFORM *What is the focus of your current research activity?*

Dr. Z. Wang Fluorine introduction is an attractive and effective strategy to modulate chemical and physicochemical properties of organic compounds. Currently, our research interest includes the investigation of the influence of fluorination on molecular lipophilicity and on hydrogen-bond donating capacity of aliphatic fluorohydrins and deoxyfluorinated carbohydrates. I am currently continuing my second postdoctoral research position on these topics in the group of Professor Bruno Linclau at University of Southampton (UK).

SYNFORM *When did you get interested in organofluorine chemistry?*

Dr. Z. Wang I already was interested in chemistry when I was in high school, and I chose chemistry and physics as optional subjects to study for national college entrance examination in P. R. of China. This was then followed by two years of studies in natural sciences in Donghua University (P. R. of China) and a further two years of training in polymer chemistry in Hochschule Reutlingen (Germany). Up until that moment, I was still a stranger to organofluorine chemistry. However, during a research project (synthesizing fluorinated serotonin 5-HT₄R ligands¹) for my Master's degree at the University of Southampton (UK), I was introduced to fluorine chemistry by my supervisor Professor Linclau and was instantly amazed by fluorine's impact on molecular and biological properties. My interest in fluorine chemistry was further enhanced by our unexpected finding of the influence of fluorination on hydrogen-bond donating capacities of conformationally restricted fluorohydrins (Figure 1).² Since then, I have

been exploring the surprising effects of fluorination in model compounds and in bioactive compounds.

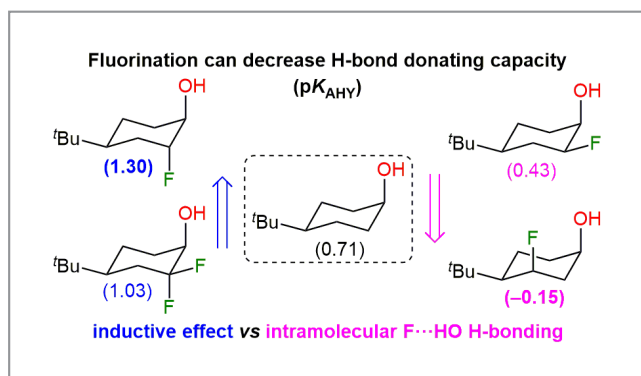


Figure 1 Impact of fluorination on H-bond donating capacity of model compounds²

SYNFORM What do you think about the modern role and prospects of fluorine chemistry?

Dr. Z. Wang From my perspective, organofluorine chemistry is still a vibrant and thriving field. It plays an important role in chemical industry. An obvious example of its success is the application in pharmaceutical industry for drug property optimization. Fluorinated compounds also find key applications in agrochemicals, fine chemicals and materials. In addition, it is worth mentioning that ^{18}F -labelled radiotracers are commonly used in positron emission tomography (PET)

imaging for disease diagnosis and for monitoring treatment effects. During the last few decades, many new fluorinating reagents and new methodologies for the introduction of fluorine atoms and fluorinated motifs have been reported with increasing frequency. This provides even more opportunities for chemists to explore organofluorine chemistry and its applications. Therefore, I think the best era for fluorine chemistry is yet to come.

SYNFORM Could you tell us more about the work that was awarded the Best Poster prize at ISFC-22?

Dr. Z. Wang First of all, I would like to thank the ISFC-22 organizing committee for such an incredible conference, gathering so many great minds from the fluorine chemistry community across the globe. It was truly my honour to present our work at such a conference in Oxford (UK), and also I want to thank all the poster judges for their recognition of our work.

The work I presented in my poster regards our recent findings on the influence of deoxyfluorination on the lipophilicity ($\log P$) of fluorinated monosaccharides and their derivatives, using a straightforward method to determine $\log P$ values based on ^{19}F NMR spectroscopy that we have developed (Figure 2).³ We were able to measure the lipophilicity of a wide range of fluorinated carbohydrates and their derivatives, and we identified interesting trends (comparing numbers of fluorination sites, fluorine motif, and stereochemistry) on carbohydrate lipophilicity. For the first time, we also investigated the $\log P$ differences between anomers of methyl glycosides

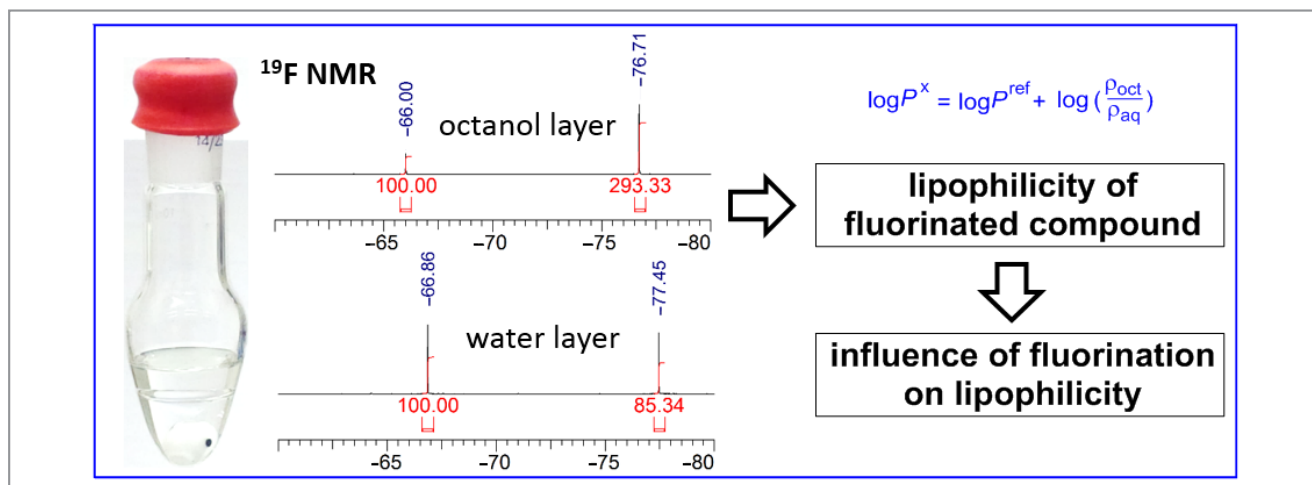


Figure 2 Investigation of fluorination effect on lipophilicity by using a ^{19}F NMR-based method for $\log P$ measurement.³ Copyright Wiley-VCH Verlag GmbH & Co. KGaA. Adapted with permission.

and glycosyl fluorides. As expected, we found that α -anomers of methyl glycosides and glycosyl fluorides are more lipophilic than their respective β -anomers. We have also been able to measure lipophilicities of equilibrating species, such as the anomers of reducing sugars. We will publish the detailed results shortly.

SYNFORM What are the most important aspects of this work and why?

Dr. Z. Wang Fluorinated carbohydrates have been used as probes for sugar epitope mapping, mechanism-based inhibitors and for kinetic studies of membrane transport rate in human red blood cells. However, it is difficult to properly interpret the changes in binding data without knowing the lipophilicity difference due to deoxyfluorination. Currently, there is very little information regarding the effect of deoxyfluorination on carbohydrate lipophilicity, which is cumbersome to measure due to the difficulty in quantifying concentrations of non-UV-active compounds. This is why our NMR method, which works equally as well for hydrophilic as for lipophilic compounds (within a $\log P \pm 3$ range), is of interest. While carbohydrates are very hydrophilic and for this reason are perceived as of less interest in drug discovery, we show that deoxyfluorinations rapidly bring their $\log P$ to acceptable ranges: monodeoxyfluorination increases their lipophilicity by 1 $\log P$ unit, dideoxy-difluorination by 2 $\log P$ units, and dideoxy-tetrafluorination by three $\log P$ units. Interestingly, the lipophilicity difference between α - and β -anomers, including between anomers of reducing sugars, can be very large (up to ca. 1.0 $\log P$ units). The findings from this work will contribute to insights into the data interpretation of binding studies involving fluorinated carbohydrates. More broadly, together with our work on other aliphatic fluorination motifs and equilibrating species, an improved and more detailed understanding of the influence of fluorination on lipophilicity will be beneficial in general medicinal chemistry, where control of lipophilicity is one of the most important aims in the drug development process.



REFERENCES

- (1) C. Q. Fontenelle, Z. Wang, C. Fossey, T. Cailly, B. Linclau, F. Fabis *Bioorg. Med. Chem.* **2013**, *21*, 7529–7538.
- (2) J. Graton, Z. Wang, A.-M. Brossard, D. Gonçalves Monteiro, J.-Y. Le Questel, B. Linclau *Angew. Chem. Int. Ed.* **2012**, *51*, 6176–6180.
- (3) B. Linclau, Z. Wang, G. Compain, V. Paumelle, C. Q. Fontenelle, N. Wells, A. Weymouth-Wilson *Angew. Chem. Int. Ed.* **2016**, *55*, 674–678.

Difluoroacetic Acid as a New Reagent for Direct C–H Difluoromethylation of Heteroaromatic Compounds – Scope, Limitations and Perspectives

Oral Communication A-OC-13, 22nd International Symposium on Fluorine Chemistry (ISFC-22), July 22–27, 2018, Oxford, UK

Fluorine is the 13th most abundant element in the earth's crust. In spite of this, fluorine is present in very few organic natural products. This can be rationalized by three factors: Firstly, fluorine is almost exclusively found in poorly soluble minerals like fluorite (CaF₂) and cryolite (Na₃AlF₆). The poor solubility prevents the presence of fluorine in aqueous biological media. Secondly, fluorine is very unstable in oxidation levels higher than –1. Other halogens are incorporated in natural products from high oxidation states. Finally, fluoride ions are highly solvated in aqueous biological media, hampering their instalment in organic natural products by substitution. Professor John Nielsen from the University of Copenhagen (Denmark) explained: "Since no fluorinated organic natural products were discovered before 1943, no drug designers or developers envisioned using this element in drugs. In the 1950s, however, it was discovered that introduction of fluorine at C-9 of hydroxycorticosterone increased hormone activity about 10 times compared to the parent hormone. A few years later, a fluorine-containing analogue of one of the DNA bases was found to be highly cytotoxic, which led to development of the prodrug 5-fluorouracil, which still remains an important chemotherapeutic drug today." These discoveries resulted in an increased number of fluorine-containing drugs, so today 20–25% of drugs contain fluorine. In agrochemicals, the number is as high as 40%. Incorporation of fluorine into drugs often improves physiochemical properties, pharmacodynamics and pharmacokinetics, and most of all increases the stability towards metabolic degradation.

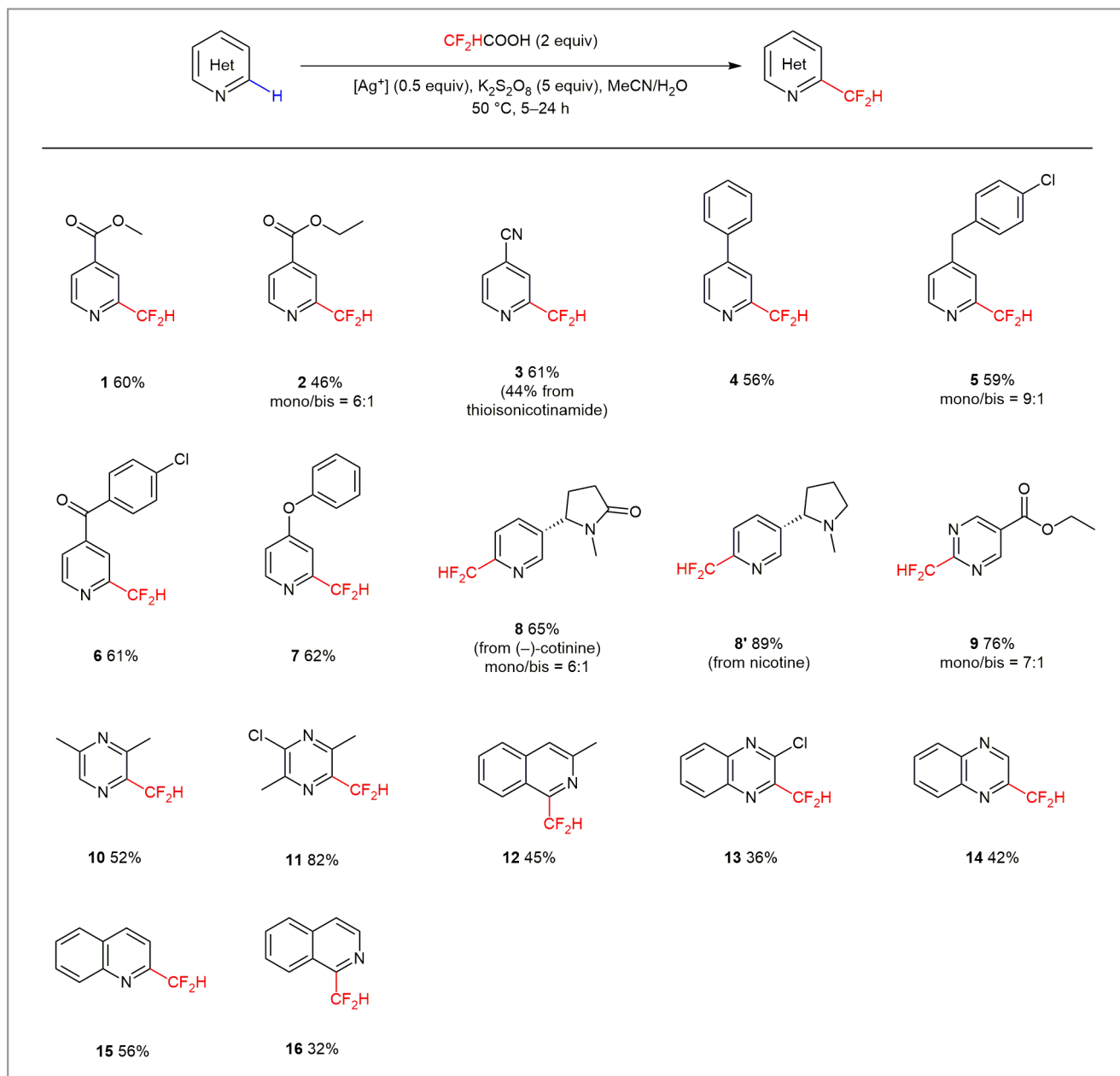
"The difluoromethyl group, in addition to the above-mentioned advances, can also function as a lipophilic bioisostere of hydroxyl, amino or sulfanyl groups," explained Professor Nielsen. He continued: "A remarkable example is the replacement of the thiol group of cysteine, which has led to the design of inhibitors of the viral HCV NS3 protease. However, the principle has not yet been used in any registered drug. The introduction of the difluoromethyl moiety in drug candidates is hampered by the limited number of synthetic methods." Early methods consisted of converting aldehyde groups into difluoromethyl groups. Unfortunately, very toxic, corrosive,

volatile or explosive reagents had to be used for these transformations. "An alternative procedure involved generation of difluoromethyl radical, which can be used for substitution of hydrogen on heteroaromatic rings," remarked Professor Nielsen, continuing: "A commercially available reagent, zinc bisdifluoromethanesulfinate, Zn(SO₂CF₂H)₂ (DFMS), has been marketed. Drawbacks of this reagent are its price and the difficulty in controlling the numbers of difluoromethyl groups introduced in the molecule."

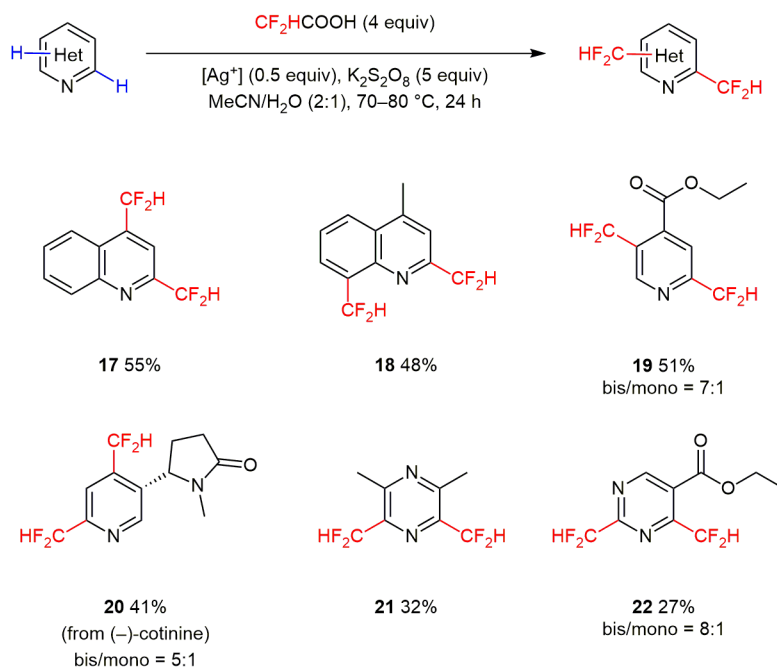
Difluoroacetic acid is an inexpensive and off-the-shelf reagent. Professor Nielsen said: "In our research (*Chem. Eur. J.* **2017**, *23*, 18125–18128), we have successfully performed the late-stage C–H mono- and bis-difluoromethylation of several pharmaceutically interesting heteroaromatic scaffolds using difluoroacetic acid. This method provides access to the hitherto untapped substituent for drug discovery. In particular, difluoroacetic acid, at low temperature (50 °C), can be used for mono-difluoromethylation of heteroaromatic rings under silver-catalyzed oxidative decarboxylation mechanism (Scheme 1)."

Professor Nielsen concluded: "An additional feature of this methodology is that by increasing the temperature, we can enable the synthesis of bis-difluoromethyl heteroaromatic compounds (Scheme 2)."

Matthew Farnish



Scheme 1 Examples of difluoromethylation of various heterocycles




Scheme 2 Bis-difluoromethylation

About the authors



Prof. J. Nielsen

John Nielsen holds a Ph.D. in organic chemistry from the University of Copenhagen (Denmark) and completed postdoctoral studies with Prof. Marvin H. Caruthers at the University of Colorado at Boulder (USA). Afterward, he obtained an assistant professorship at University of Copenhagen. After a few years in a biotech company, he returned to the USA as a senior research associate at The Scripps Research Institute in La Jolla working out the encoded combinatorial chemistry with Professors Richard Lerner, Sydney Brenner and Kim Janda. He returned to Denmark as an associate professor at the Technical University of Denmark and eventually, in 2002, moved up the ranks to his current professorship in medicinal chemistry at the University of Copenhagen. He has been a visiting professor at the University of Regensburg (Germany), Stanford University (USA) and the Tokyo Institute of Technology (Japan). Moreover, he is a cofounder of three biotech/pharma startups.



Prof. S. B. Christensen

Søren Brøgger Christensen was born in Denmark in 1947. He received his M.S. and Ph.D. from the Royal Danish School of Pharmacy (Denmark), where he was employed in 1975. When the School was merged with the University of Copenhagen (Denmark), he became a professor in pharmacognosy. The main work has been in the discovery of bioactive natural products and optimization of drugability. He discovered thapsigargin, which has since become the standard tool for measuring calcium homeostasis. He was involved in the development of mipsagargin, which has been in phase 2 clinical trials. He was involved in the investigation of the antimalarial effects of licochalcone A and a cofounder of Lica Pharmaceuticals. He retired in 2016 and is now Professor Emeritus at the University of Copenhagen.

>>



Dr. T. T. Tung

Truong Thanh Tung earned his M.S. degree at Seoul National University (South Korea) in 2014 where he developed new Diversity-Oriented Synthesis (DOS) and Privileged Substructure-Based Diversity-Oriented Synthesis (pDOS) pathways under the guidance of Prof. Seung Bum Park. In early 2018, he received his Ph.D. from the University of Copenhagen (Denmark) where he developed a new drug design method (LEGO-in-

spired drug design) and discovered a new fluorination reaction under the supervision of Prof. John Nielsen and Prof. Søren B. Christensen. Tung is now finishing his first postdoctoral studies at Aarhus University (Denmark) with Prof. Alexander N. Zelikin and will soon be heading to his second postdoctoral research position at the University of Pittsburgh (USA).

Development of a New Route to 3-(Difluoromethyl)-1-methyl-1*H*-pyrazole-4-carboxylic Acid (DFPA) – A Key Building Block for Novel Fungicides

Poster #36 (Poster Award Winner), 22nd International Symposium on Fluorine Chemistry (ISFC-22), July 22–27, 2018, University of Oxford (UK)

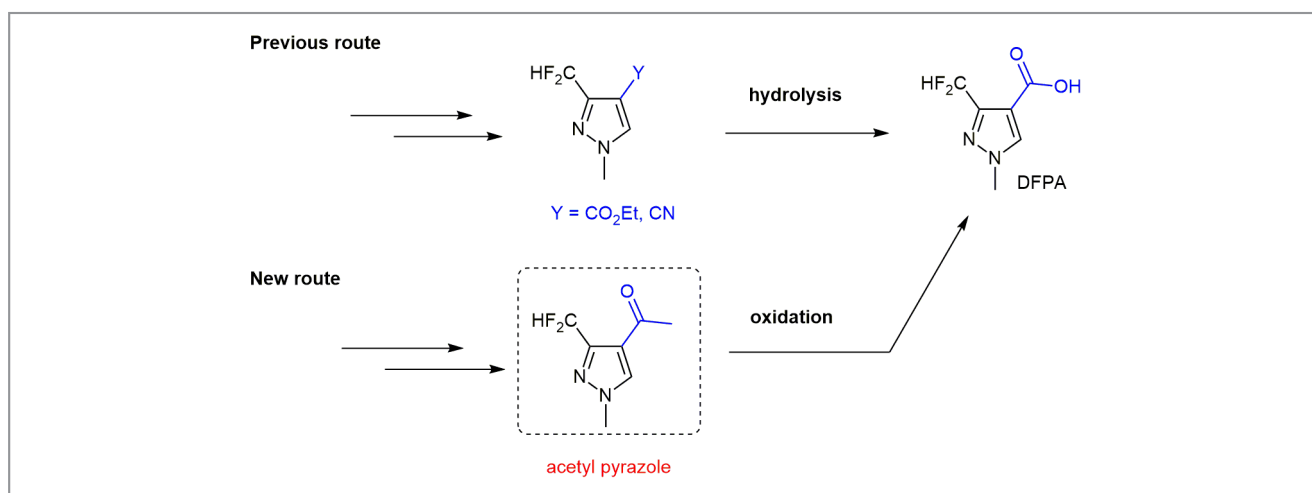
3-(Difluoromethyl)-1-methyl-1*H*-pyrazole-4-carboxylic acid (DFPA) is a key intermediate in the synthesis of succinate dehydrogenase inhibitors (SDHI), a new class of fungicides: six recently marketed compounds and four compounds currently in development have the same DFPA scaffold. Therefore, the global demand for this key intermediate is growing rapidly. For this reason, Yosuke Ochi and co-workers at the Asahi Glass Company (currently AGC Inc.) (Japan) started to develop an original route. Mr. Ochi said: “In most of the conventional routes (for a recent review, see *J. Fluorine Chem.* **2013**, *152*, 2–11), DFPA is synthesized by hydrolysis of a pyrazole ester (or nitrile), and there was no report on the preparation of DFPA from an acetyl pyrazole. Thus, we developed the new route using an acetyl pyrazole as a key intermediate of DFPA (Scheme 1).”

Mr. Ochi explained: “In our new route, each step of the reaction proceeds quantitatively and DFPA is obtained with very high purity. Moreover, we can utilize our in-house raw materials and technologies, such as difluoroacetyl fluoride (DFAF), chloroform, and NaOCl.” The starting material, dimethylaminovinyl methyl ketone (DMAB), is prepared via a well-known method using acetone, ethyl formate, and di-

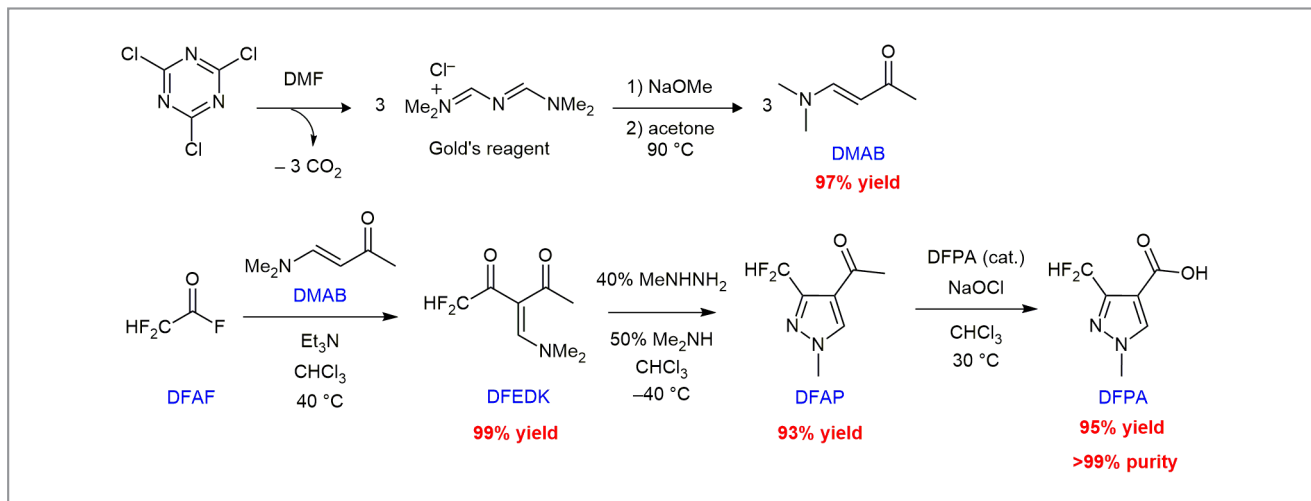
methylaniline. However, the group developed an alternative route to DMAB using Gold's reagent. “The new route is more cost-effective compared with the previous one (patent application WO2018074411),” remarked Mr. Ochi. He continued: “The difluoroacetylation of DMAB proceeds quantitatively using Et₃N to trap HF. In the cyclization step, the addition of Me₂NH controls the formation of several isomers and the trace amount of isomers generated can be removed efficiently by crystallization. The oxidation of an acetyl pyrazole with NaOCl is a very clean reaction, and DFPA is obtained in up to 99% purity. In this reaction, we use DFPA as a phase-transfer catalyst to make the reaction proceed smoothly (Scheme 2).”

This new method is practical and cost-effective for large-scale production. The group has already conducted pilot-scale production with this method.

Mr. Ochi concluded: “We would like to thank the R&D division in Chiba and Yokohama for their help in the process optimization and scale-up, and the analytical science team for identifying impurities. Finally, we are grateful to the manufacturing group in the Wakasa plant for their support during pilot-scale production.”



Scheme 1 Approaches to the preparation of DFPA



Scheme 2 Preparation of DFPA using Gold's reagent

Mattew Fank

About the authors



Y. Ochi

Yosuke Ochi was born in Hyogo, Japan in 1986. He received his Bachelor's (2009) and Master's (2011) degrees from Kyoto University (Japan) under the guidance of Professor Seiji Matsubara. Currently, he is working at AGC Inc. (Japan). He has been engaged in the development of a manufacturing route for organic compounds in the field of specialty chemicals.



Dr. M. Sawaguchi

Masanori Sawaguchi was born in Hokkaido, Japan in 1974. He received his Bachelor's (1997) and Master's (1999) degrees, and his PhD, from Hokkaido University (Japan) under the guidance of Professor N. Yoneda in 2001. From 2000 to 2002, he worked at Hokkaido University as a JSPS Research Fellow. Currently, he is working at AGC Inc. (Japan).



Y. Ishibashi

Yuichiro Ishibashi was born in Chiba, Japan in 1977. He received his Bachelor's (2000) and Master's (2002) degrees from the University of Tokyo (Japan) under the supervision of Professor Koichi Narasaka. Currently, he is working at AGC Inc. (Japan).




S. Kawaguchi

Satoshi Kawaguchi was born in Gifu, Japan in 1981. He received his Bachelor's (2004) and Master's (2006) degrees from Nagoya University (Japan) under the supervision of Professors Tadao Kondo and Keigo Aoi. He is currently working on the development of fluorinated organic compounds at AGC Inc. (Japan).

>>

*N. Miyake*

Noriaki Miyake was born in Tokyo, Japan in 1979. He received his Bachelor's (2002) and Master's (2004) degrees from Tokyo Institute of Technology (Japan) under the guidance of Professor Tomoya Kitazume. Currently, he is working at AGC Inc. (Japan). He has been engaged in the development of fluorinated organic compounds in the field of specialty chemicals.

*S. Shimizu*

Shota Shimizu was born in Saitama, Japan in 1988. He received his Bachelor's (2012) and Master's (2014) degrees from the University of Tokyo (Japan) under the guidance of Professor Shū Kobayashi. Currently, he is working at AGC Inc. (Japan). He has been engaged in the development of a manufacturing route for organic compounds in the field of specialty chemicals.

*Y. Yamazaki*

Yusuke Yamazaki was born in Nagoya, Japan in 1986. He received his Bachelor's (2010) and Master's (2012) degrees from Nagoya University (Japan) under the guidance of Professor Susumu Saito. Currently, he is working at AGC Inc. (Japan). He has been engaged in the development of fluorinated organic compounds in the field of specialty chemicals.

Coming soon

Literature Coverage

Acceptorless Dehydrogenative Coupling Using Ammonia: Direct Synthesis of N-Heteroaromatics from Diols Catalyzed by Ruthenium

Literature Coverage

Approaching Sub-ppm-Level Asymmetric Organocatalysis of a Highly Challenging and Scalable Carbon–Carbon Bond-Forming Reaction

Literature Coverage

Exploring the Performance of Nanostructured Reagents with Organic-Group-Defined Morphology in Cross-Coupling Reaction

Further highlights

Synthesis Special GOLDEN Issue on the occasion of the 50th anniversary of the journal SYNTHESIS

Synlett Special PEARL Issue on the occasion of the 30th anniversary of the journal SYNLETT

Synfacts Synfact of the Month in category “Metal-Mediated Synthesis”: *para*-Ketonisation Using Electrophilic Vinyl Ethers

For current SYNFORM articles, please visit www.thieme-chemistry.com
 SYNFORM issue 2019/01 is available from December 13, 2018
 at www.thieme-connect.com/ejournals

Impressum

Editor

Matteo Zanda, NRP Chair in Medical Technologies, Institute of Medical Sciences, University of Aberdeen, Foresterhill, Aberdeen, AB25 2ZD, UK
 and
 C.N.R. – Istituto di Chimica del Riconoscimento Molecolare
 Via Mancinelli, 7, 20131 Milano, Italy
 Editorial Assistant: Alison M. Sage
synform@outlook.com; fax: +39 02 23993080

Editorial Office

Managing Editor: Susanne Haak,
susanne.haak@thieme.de, phone: +49 711 8931 786
 Scientific Editors:
 Stefanie Baumann, stefanie.baumann@thieme.de, phone: +49 711 8931 776
 Selena Boothroyd, selena.boothroyd@thieme.de
 Michael Binanzer, michael.binanzer@thieme.de, phone: +49 711 8931 768
 Giuliana Rubulotta, giuliana.rubulotta@thieme.de, phone: +49 711 8931 183
 Kathrin Ulbrich, kathrin.ulbrich@thieme.de, phone: +49 711 8931 785
 Senior Production Editors:
 Thomas Loop, thomas.loop@thieme.de, phone: +49 711 8931 778
 Thorsten Schön, thorsten.schoen@thieme.de, phone: +49 711 8931 781
 Production Manager: Sophia Hengst,
sophia.hengst@thieme.de, phone: +49 711 8931 398
 Production Assistant: Tobias Brenner,
Tobias.brenner@thieme.de, phone: +49 711 8931 769
 Editorial Assistant: Sabine Heller,
sabine.heller@thieme.de, phone: +49 711 8931 744
 Marketing Director: Julia Stötzner,
julia.stoetznern@thieme.de, phone: +49 711 8931 771
 Postal Address: Chemistry Journals, Editorial Office, Georg Thieme Verlag KG,
 Rüdigerstraße 14, 70469 Stuttgart, Germany,
 Homepage: www.thieme-chemistry.com

Publication Information

Synform will be published 12 times in 2018 by Georg Thieme Verlag KG, Rüdigerstraße 14, 70469 Stuttgart, Germany, and is an additional online service for Synthesis, Synlett and Synfacts.

Publication Policy

Product names which are in fact registered trademarks may not have been specifically designated as such in every case. Thus, in those cases where a product has been referred to by its registered trademark it cannot be concluded that the name used is public domain. The same applies as regards patents or registered designs.

Ordering Information for Print Subscriptions to Synthesis, Synlett and Synfacts

The Americas: Thieme Publishers New York, Thieme Medical Publishers, Inc., 333 Seventh Avenue, New York, NY 10001, USA.

Via e-mail: customerservice@thieme.com
 Via website: www.thieme-chemistry.com
 Phone: +1 212 760 0888; Fax: +1 212 947 1112
 Order toll-free within the USA: +1 800 782 3488

Europe, Africa, Asia, and Australia: Thieme Publishers Stuttgart, Georg Thieme Verlag KG, Rüdigerstraße 14, 70469 Stuttgart, Germany.
 Via e-mail: customerservice@thieme.de
 Via website: www.thieme-chemistry.com
 Phone: +49 711 8931 421; Fax: +49 711 8931 410

Current list prices are available through www.thieme-chemistry.com.

Online Access

The online versions of Synform as well Synthesis, Synlett, Synfacts and SynOpen are available through www.thiemeconnect.com/products/ejournals/journals where it is also possible to register for a free trial account. For information on multi-site licenses and pricing for corporate customers as well as backfiles, please contact our regional offices:

The Americas: esales@thieme.com, phone: +1 212 584 4695
 Europe, Africa, Asia, and Australia: eproducts@thieme.de, phone: +49 711 8931 407
 India: eproducts@thieme.in, phone +91 120 45 56 600
 Japan: brhosoya@poplar.ocn.ne.jp, phone +81 3 3358 0692

Manuscript Submission to Synthesis, Synlett, and SynOpen

Manuscript submissions will be processed exclusively online via
<http://mc.manuscriptcentral.com/synthesis>, <http://mc.manuscriptcentral.com/synlett> and
<http://mc.manuscriptcentral.com/synopen>, respectively. Please consult the Instructions for Authors before compiling a new manuscript. The current version and the Word template for manuscript preparation are available for download at www.thieme-chemistry.com.

Copyright

This publication, including all individual contributions and illustrations published therein, is legally protected by copyright for the duration of the copyright period. Any use, exploitation or commercialization outside the narrow limits set by copyright legislation, without the publisher's consent, is illegal and liable to criminal prosecution. This applies to translating, copying and reproduction in printed or electronic media forms (databases, online network systems, Internet, broadcasting, telecasting, CD-ROM, hard disk storage, microcopy edition, photomechanical and other reproduction methods) as well as making the material accessible to users of such media (e.g., as online or offline backfiles).

Copyright Permission for Users in the USA

Authorization to photocopy items for internal or personal use, or the internal or personal use of specific clients, is granted by Georg Thieme Verlag KG Stuttgart · New York for libraries and other users registered with the Copyright Clearance Center (CCC) Transactional Reporting Service, provided that the base fee of US\$ 25.00 per copy of each article is paid directly to CCC, 22 Rosewood Drive, Danvers, MA 01923, USA, 0341-0501/02.