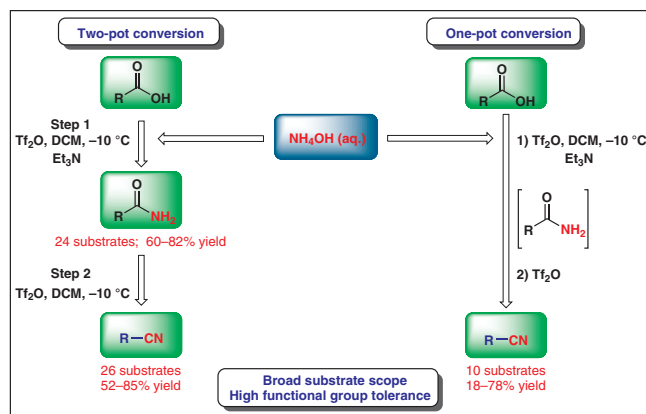


Triflic Anhydride Promoted Synthesis of Primary Amides and their Conversion into Nitriles

Anil Rana
 Varun Kumar
 Lata Tiwari
 Anamika Thakur
 Chhuttan Lal Meena
 Dinesh Mahajan*

Drug Discovery Research Center, Translational Health Science and Technology Institute Faridabad, 121001, India
 dinesh.mahajan@thsti.res.in
 chemidinesh@gmail.com



Received: 24.03.2018

Accepted after revision: 30.04.2018

Published online: 08.06.2018

DOI: 10.1055/s-0037-1610154; Art ID: so-2018-d0025-op

License terms:

Abstract A facile, two-pot conversion of carboxylic acids into the corresponding nitriles has been developed using triflic anhydride as a promoter and aqueous NH_4OH as a source of nitrogen. The methodology involves synthesis of primary amides from carboxylic acids as the key first step using triflic anhydride and aqueous NH_4OH as a source of nitrogen. Triflic anhydride is also found to be an excellent reagent for conversion of primary amides into nitriles, affording high yields with considerable chemoselectivity and functional group tolerance. In spite of the mild reaction conditions and broad substrate scope for the two-step conversions, all attempts for one-pot domino conversion of acids into nitriles exhibited limited success because of poor yields.

Key words primary amides, nitriles, triflic anhydride, ammonium hydroxide

The nitrile functional group constitutes an important structural motif that is present in many organic molecules be they pharmaceutical agents,¹ natural products,^{2a} agrochemicals,^{2b} fine chemicals or dyes.^{2c} Around 120 natural products containing the nitrile functionality have been isolated from terrestrial and marine sources.² The presence of a nitrile group can provide chemical and metabolic stability and enhanced solubility and biocompatibility compared with primary amides or carboxylic acids.³

There are 30 approved drugs and 20 more in clinical development that contain a nitrile as a key functional group; for example anastrozole, cimetidine, saxagliptin and other gliptin analogues (Figure 1).¹ Apart from this, the nitrile group serves as a valuable precursor in organic synthesis as it can be transformed into a variety of functional groups such as acids, amides, amines, aldehydes, esters, imidates and amidines.⁴ Given their versatility and reactivity, nitriles

are often employed as precursors for heterocycles such as thiophenes and fused thiophenes, furans, pyrroles, pyridines, quinolones, pyrans, tetrazoles, and isoxazoles.⁵

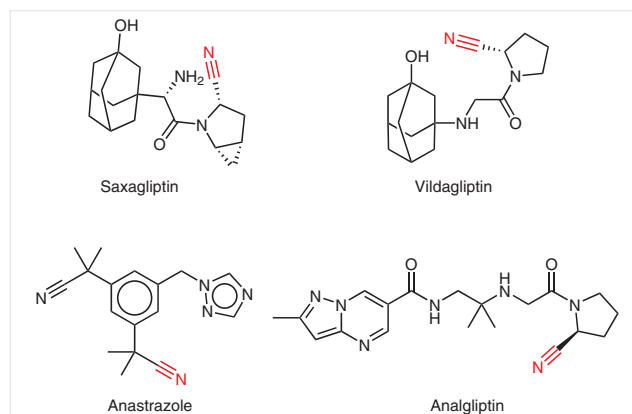


Figure 1 Examples of pharmaceuticals containing a nitrile moiety

Synthetic approaches to nitriles are primarily focused around dehydration of amides. While there are methods that do not include dehydration of amides, such as the Rosenmund-von Braun protocol and a one-pot conversion of alcohols and aldehydes into nitriles,⁶ dehydration of amides is still the most common approach for synthesis of nitriles.⁷ Most of the DPP4 inhibitor drugs such as vildagliptin, saxagliptin and anagliptin, contain nitrile groups that are synthesized from the corresponding amides.⁷ Thus, a simple conversion of acids into primary amides followed by a dehydration to nitriles using a single reagent, preferably in one-pot, would be of significant value compared to existing methods. Along these lines, there is a report of the use of tosyl amide and PCl_5 at 200 °C for the direct conversion of carboxylic acids into nitriles.⁸ Subse-

quently, direct conversion of acids into nitriles was demonstrated using either silica as catalyst⁹ at 500 °C or ethyl polyphosphate¹⁰ at 80 °C, with ammonia gas acting as the source of nitrogen. Other reports for the direct synthesis of nitriles include reaction of carboxylic acids with 2,4-dinitrobenzenesulfonamide/oxalyl chloride,¹¹ bis(2-methoxyethyl)aminosulfur trioxide, sodium azide/triphenyl phosphine,¹² and diphosphorous tetraiodide/ammonium carbonate.¹³ Recently Miyagi et al. reported the one-pot conversion of carboxylic acids into nitriles. This method involves formation of the ester and its transformation into the corresponding aldehyde using SDBBA-H. The aldehyde thus formed is converted into an imine, which is eventually transformed into a nitrile by using iodine as catalyst.¹⁴ However, all these reported methods require harsh conditions such as high temperature, strongly acidic reagents, metal azides, rigorously anhydrous conditions, complex addition sequences and expensive catalysts or reagents, which limit their synthetic applicability. Therefore, it is highly desirable to develop a simple, mild, efficient and economical method for conversion of acids into nitriles.

To support our internal drug discovery efforts, we were keen to develop a mild and robust method for conversion of acids into primary amides and primary amides into nitriles to generate structural diversity for lead generation. The focus was to develop a practically simple yet selective transformation at a late stage of the synthesis of lead molecules. In recent years, triflic anhydride mediated amide bond activation has attracted considerable attention.¹⁵ Chemoselective activation of secondary and tertiary amides using trifluoromethanesulfonic anhydride (Tf₂O) leads to iminium ion intermediates that can be transformed into a variety of functional groups including aldehydes, ketones and ester imidates.¹⁵ However, use of triflic anhydride for activation of acids for the synthesis of primary amides had not been reported and hence we envisaged the formation of primary amides using Tf₂O and ammonia and their subsequent conversion into nitriles. With this aim, we initially focused our efforts on synthesis of primary amides from the corresponding carboxylic acids using Tf₂O. As a model reaction, benzoic acid was treated with Tf₂O followed by addition of triethylamine and ammonium chloride at 0 °C. This model reaction afforded only traces of desired amide **1a** along with unchanged carboxylic acid (Table 1, entry 1).

It was decided to screen different reagents as a source of ammonia for the replacement of NH₄Cl to optimize the yield of **1a**. Three different ammonium salts, namely, ammonium carbonate, ammonium thiocyanate, and ammonium bicarbonate, were screened as a source for ammonia (Table 1, entries 2–4) but, to our disappointment, none of these provided yields of more than 35% of the desired amide. In all the cases, starting material **1** was recovered as the major component of the reaction. Somewhat surprisingly, a reaction attempted with aqueous ammonium hydroxide (28% water solution) led to formation of the desired product

Table 1 Optimization Study for Conversion of Acid (**1**) into Amide (**1a**)^a

Entry	Solvent	Base	Ammonia source	Yield of 1a (%)
1	CH ₂ Cl ₂	Et ₃ N	NH ₄ Cl	traces
2	CH ₂ Cl ₂	Et ₃ N	NH ₄ HCO ₃	30
3	CH ₂ Cl ₂	Et ₃ N	(NH ₄) ₂ CO ₃	35
4	CH ₂ Cl ₂	Et ₃ N	NH ₄ SCN	<2
5	CH ₂ Cl ₂	Et ₃ N	aq NH ₄ OH	60
6	CH ₂ Cl ₂	NMM	aq NH ₄ OH	45
7	CH ₂ Cl ₂	DBU	aq NH ₄ OH	40
8	CH ₂ Cl ₂	DABCO	aq NH ₄ OH	30
9	CH ₂ Cl ₂	Pyridine	aq NH ₄ OH	58
10	CH ₂ Cl ₂	–	aq NH ₄ OH	no reaction
11	DCE	Et ₃ N	aq NH ₄ OH	30
12	MeCN	Et ₃ N	aq NH ₄ OH	<2
13	CH ₂ Cl ₂ (–10 °C)	Et ₃ N	aq NH ₄ OH	65
14	CH ₂ Cl ₂ (–78 °C)	Et ₃ N	aq NH ₄ OH	68

^a Reaction conditions: benzoic acid (1 equiv) in anhydrous CH₂Cl₂ at 0 °C, Tf₂O (1.1 equiv), base (2.2 equiv) and ammonia source (2.5 equiv).

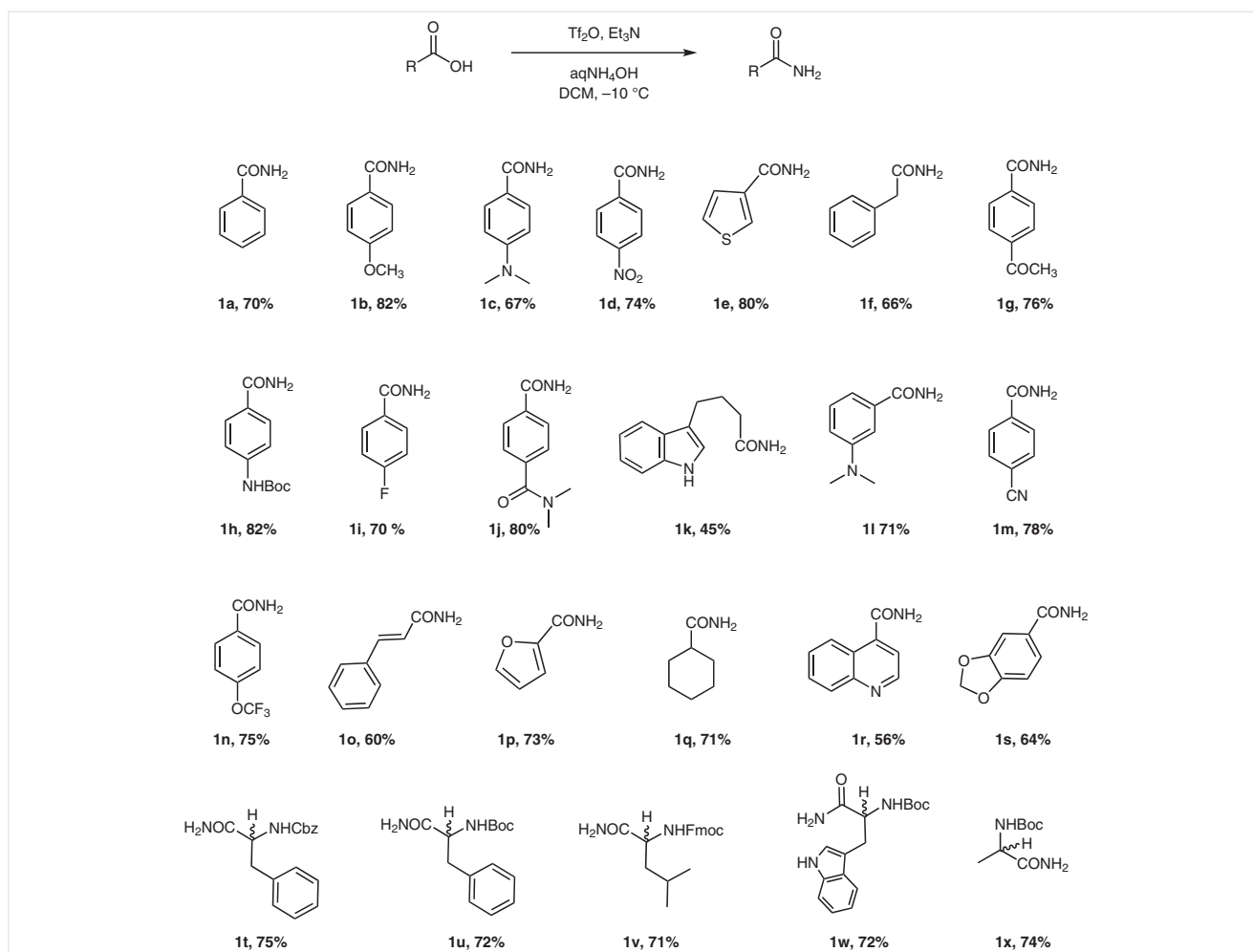
1a in 60% isolated yield (entry 5). Focusing on this encouraging observation, we tried to optimize yields by evaluating the impact of different bases other than triethylamine (Et₃N). For this study, different organic bases such as NMM, pyridine, DBU and DABCO were used (entries 6–9) and pyridine was found to give the best yield compared to others (entry 9). Although pyridine and Et₃N (entries 5 and 9) gave comparable yields, reaction with Et₃N showed marginally better conversion with a shorter reaction time of 4 h compared to pyridine, which took 12 h for reaction to be complete. It was observed that the presence of a base is critical for acid into amide conversion, since there was no reaction in the absence of base (entry 10). With this understanding, we further studied the effect of solvent on reaction profile and yield. The reaction using solvents such as dichloroethane or acetonitrile afforded poor yields (entries 11 and 12) compared with dichloromethane. We could not use THF as a solvent as it polymerized when exposed to Tf₂O. A 10 °C drop in reaction temperature provided a better yield without compromising significantly the reaction rate (entries 13 vs. 5), although a further decrease in temperature to –78 °C did not add any benefit (entry 14).

After optimization of reaction conditions, we determined the scope of this reaction using different carboxylic acids and tried to generalize the developed protocol (Scheme 1). It was observed that aromatic acids substituted

with either electron-donating groups (**1b**, **1c**, **1l** and **1n**) or electron-withdrawing groups (**1d**, **1g**, **1i**, **1j** and **1m**) afforded good to excellent yields of the corresponding amides. The reaction also worked well and afforded good yields of primary amides with a range of aliphatic acids (**1f**, **1k**, **1q**) including racemic amino acids (**1t**, **1u**, **1v**, **1w** and **1x**). Furthermore, the three common amino group protecting groups (Boc, Cbz and Fmoc) were found to be stable under these reaction conditions. The protocol was also found to be suitable for the synthesis of heteroaromatic (**1e**, **1p** and **1s**) and α,β -unsaturated (**1o**) carboxylic amides, as summarized in Scheme 1. In conclusion, triflic anhydride mediated conversion of acids into primary amides without any pre-activation of the carboxyl group (e.g., as an acid chloride or mixed anhydride), demonstrated a broader substrate scope with some level of chemoselectivity. Although yields for acid into amide conversions fall short of being quantitative, the experimental simplicity of the process with mild reaction conditions, no need for pre-activation of the carboxylic

acid and use of aqueous ammonium hydroxide as source of nitrogen are notable features of this protocol. There has been only one previous report involving direct conversion of carboxylic acids into primary amides at room temperature using aqueous ammonium hydroxide that employed ethyl chloroformate.¹⁶

After these promising results for primary amide synthesis, we attempted a $\text{ Tf}_2\text{O}$ mediated one-pot conversion of carboxylic acids through to nitriles via the primary amides. This was based on the fact that $\text{ Tf}_2\text{O}$ had been previously reported to promote conversion of primary amides into nitriles in the presence of an organic base.¹⁷ As a model reaction, benzoic acid was treated with 1.1 equivalents of $\text{ Tf}_2\text{O}$ followed by addition of 2.2 equivalents of $\text{ Et}_3\text{N}$. The reaction mixture was stirred for 30 minutes and then aqueous ammonium hydroxide was introduced. The progress of the reaction was monitored by TLC and, once a maximum conversion into amide **1a** was observed, an additional equivalent of $\text{ Tf}_2\text{O}$ and $\text{ Et}_3\text{N}$ was introduced into the reaction mixture.



Scheme 1 Triflic anhydride mediated synthesis of primary amides. *Reagents and conditions:* acid (1 equiv) in anhydrous $\text{ CH}_2\text{Cl}_2$ at $-10\text{ }^\circ\text{C}$, $\text{ Tf}_2\text{O}$ (1.1 equiv), $\text{ Et}_3\text{N}$ (2.2 equiv) and aqueous ammonium hydroxide (2.5 equiv). Substrates **1t**–**1x** were used as their racemic mixture.

This led to formation of benzonitrile, albeit in poor isolated yield of 42%, after a reaction time of 5 hours (Table 2, entry 1). We tried to optimize reaction conditions by evaluating the role of the organic base. The use of pyridine, DIPEA and 2-chloropyridine resulted in sluggish reactions and poor yields of **2a** (entries 2–5). ¹H NMR and TLC monitoring of the reaction mixture revealed that the additional equivalent of Tf₂O was also promoting hydrolysis of the intermediate primary amide **1a** back to the carboxylic acid. Unfortunately, all efforts to avoid this by introducing either molecular sieves or anhydrous sodium sulfate proved futile.

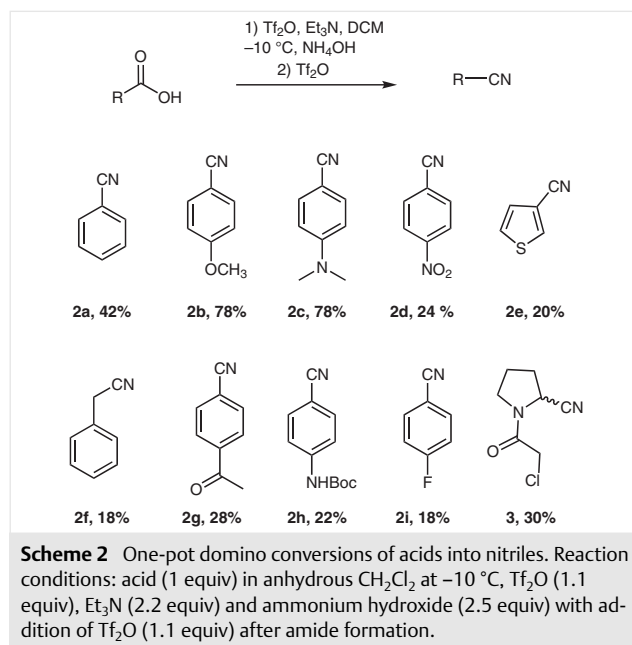
Table 2 Optimization Study for One-Pot Domino Conversion of Benzoic Acid **1** into Benzonitrile **2a**^a

Entry	Base for conversion of 1a into 2a	Ammonia source	Temp (°C)	Yield of 2a (%)
1	Et ₃ N	aq NH ₄ OH	-10	42
2	2-Cl pyridine	aq NH ₄ OH	-10	–
3	2-Cl pyridine	aq NH ₄ OH	40	–
4	DIPEA	aq NH ₄ OH	-10	15
5	pyridine	aq NH ₄ OH	-10	12
6	no base	aq NH ₄ OH	-10	40
7	no base	aq NH ₄ OH	0	43

^a Reaction conditions: acid (1 equiv) in anhydrous CH₂Cl₂, Tf₂O (1.1 equiv), Et₃N (2.2 equiv) and ammonium hydroxide (2.5 equiv) with addition of Tf₂O (1.1 equiv) and base after amide **1a** formation.

Therefore, we planned to overcome this by removal of the remaining water and solvent under reduced pressure before the addition of fresh Tf₂O to induce amide into nitrile conversion. Thus, after solvent and residual water were removed after amide formation, anhydrous CH₂Cl₂ was introduced into the reaction flask followed by addition of Tf₂O at low temperature to facilitate amide **1a** into nitrile **2a** conversion. However, no improvement in yield was observed. Interestingly, while an additional equivalent of Tf₂O is necessary for amide into nitrile formation, we observed no need for further base addition after amide formation (Table 2, entries 6 and 7). Attempts to perform the reaction with non-aqueous sources of ammonia such as ammonium carbonate, ammonium bicarbonate, ammonium chloride or ammonium thiocyanate were not fruitful due to slow rates of conversion and poor yields of amide. Various carboxylic acids such as acids substituted with electron-donating or electron-withdrawing groups, aliphatic acids and hetero-aromatic acids were selected to screen the one-pot conversion of carboxylic acids into nitriles (Scheme 2). In this survey, the carboxylic acid of interest was dissolved in anhy-

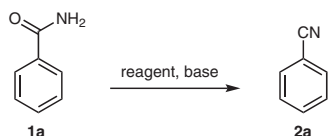
drous CH₂Cl₂. Triflic anhydride was added to this solution at -10 °C followed by addition of Et₃N as base. The reaction was stirred for 30 minutes, aq. NH₄OH was added and the reaction was monitored for formation of the corresponding amide. After maximum conversion of carboxylic acid into the corresponding amide, another equivalent of Tf₂O was added to facilitate the formation of the nitrile.



Aromatic acids substituted with electron-donating groups afforded good yields of the corresponding nitriles (Scheme 2, products **2b** and **2c**), but reaction with other substrates afforded poor yields of the product. This disappointing result prompted us to investigate Tf₂O promoted amide into nitrile conversion. As a model substrate (Table 3), treatment of a CH₂Cl₂ solution of **1a** with one equivalent of Tf₂O afforded a good yield of nitrile **2a** with or without the presence of an organic base (entries 1–3).

We found that triethylamine was not required for this conversion, unlike reported previously.¹⁷ We also explored the possibility of using other anhydride analogues of Tf₂O such as mesyl anhydride (Ms₂O) and trifluoroacetic anhydride (TFAA) (Table 3, entries 4–7). This led to the conclusion that Tf₂O is a unique reagent for promoting amide into nitrile conversion in good yield. Even ethyl chloroformate (ClCOOEt), which has been previously found to be a good reagent to promote acid into primary amide conversion,¹⁶ did not work for amide into nitrile conversion under the given conditions (entries 8 and 9). Furthermore, Tf₂O also demonstrated a wide substrate scope along with high level of chemoselectivity for amide into nitrile conversions, as demonstrated in Scheme 3. Reaction proceeded readily, with aromatic amides having an electron-donating group (Scheme 3; products **2b**, **2c**, **2i**, **2s**, **2t** and **2u**) affording ex-

Table 3 Screening of Reagents for Conversion of Benzamide **1a** into Benzonitrile **2a**^a



Entry	Reagent	Base	Temp (°C)	Yield (%)
1	Tf ₂ O	Et ₃ N	-10	82
2	Tf ₂ O	-	-10	80
3	Tf ₂ O	-	0	85
4	Ms ₂ O	-	-10	-
5	Ms ₂ O	Et ₃ N	-10	-
6	TFAA	-	-10	-
7	TFAA	Et ₃ N	-10	-
8	CICOEt	-	-10	-
9	CICOEt	Et ₃ N	-10	-

^a Reaction conditions: amide (1 equiv) in anhydrous CH₂Cl₂, reagent (1.1 equiv) and Et₃N (2.2 equiv, if required).

cellent yields of the corresponding nitriles. Although the reaction with aromatic amides substituted with electron-withdrawing groups was sluggish, addition of 1 equivalent of Et₃N afforded the corresponding nitriles in very good yields (**2d**, **2g**, **2j** and **2m**). Reactions using heteroaromatic (**2e**, **2v** and **2k**) and aliphatic amides (**2k**, **2f**, **2o**, **2w**, **2x**, **2y** and **2z**) also afforded excellent yields of the corresponding nitriles. In an evaluation of functional group tolerance and chemoselectivity of the developed protocol, it was observed that the conditions are compatible with a range of functional groups including ketones (**2g**), alkyl halides (**2s**), phenols (**2t**), alcohols (**2u**), amines (**2r**), and aldehydes (**2p**). Even acid-sensitive compounds such as **2h**, **2x** and **2z** (having Boc protecting groups) were found to be stable under these reaction conditions.

Finally to demonstrate the scalability of the developed protocols, we performed a synthesis of amide **1b** and nitrile **2b** at 1 g scale. In gram-scale experiments, the two desired products were obtained in good yields (74% and 78% isolated yields, respectively) and high chemical purity after standard work-up without need for column chromatography.

In conclusion, we have demonstrated a facile conversion of a broad range of carboxylic acids into their corresponding amides by employing aqueous ammonium hydroxide as a source of nitrogen and using trifluoromethanesulfonic anhydride (Tf₂O) as a promoter. We also observed that Tf₂O can facilitate amide into nitrile conversion with high functional group tolerance in good to excellent yields. In conclusion, Tf₂O is found to be the unique promoter for stepwise, two-pot conversion of carboxylic acids into their respective nitriles by using aqueous ammonium hydroxide as a source of nitrogen. The methodology is practically simple, robust,

versatile, and works well with substrates having acid-labile functional groups. However, it is disappointing to see limited success of this methodology for one-pot domino conversion of acids into nitriles due to poor yields.

Reagents and starting materials were obtained from commercial sources and used as received. The solvents were purified and dried by standard procedures prior to use. All reactions were performed under an inert atmosphere. Flash chromatography was carried out using silica gel (100–200 mesh). Thin-layer chromatography was performed on silica gel plates (Merck) and plates were visualized by staining with KMnO₄. ¹H and ¹³C NMR spectra were recorded either with a Bruker Avance DPX 400 (400 MHz for ¹H and 100 MHz for ¹³C) or Bruker Avance 300 (300 MHz for ¹H and 75 MHz for ¹³C) spectrometer in CDCl₃, DMSO-*d*₆ or acetone-*d*₆ using TMS as internal standard. Chemical shifts (δ) for ¹H and ¹³C are given in ppm and coupling constants are given in Hz. The following abbreviations are used to indicate peak multiplicity: s, singlet; d, doublet; t, triplet; q, quartet; m, multiplet; br. s, broad signal. Mass spectra were recorded with an Advion Mass Express CMS instrument. HRMS spectra were recorded with an Orbitrap Fusion mass spectrometer (Thermo) in positive ion mode through direct infusion by syringe. Evaporation of solvents was performed under reduced pressure with a Büchi rotary evaporator.

General Procedure for Screening of Conditions (Table 1)

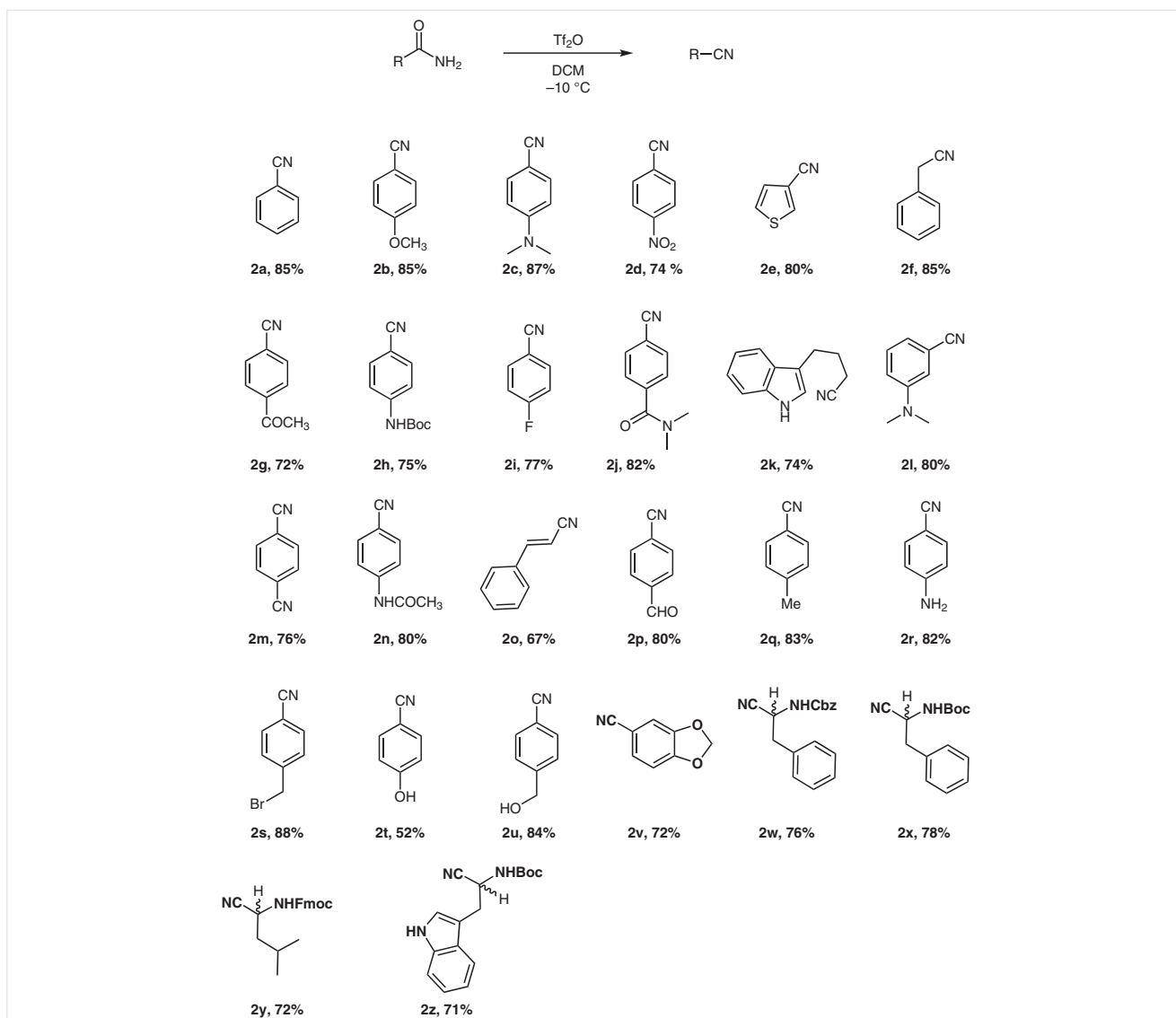
To a solution of carboxylic acid (1 mmol) in CH₂Cl₂ (10 mL) at 0 °C was added Tf₂O (1.1 mmol) followed by addition of base (0.31 mL, 2.2 mmol). The reaction mixture was stirred for an additional 30 minutes at the same temperature before the addition of the ammonium source (2.5 mmol). Progress of the reaction was monitored by TLC. After 4 h, the reaction mixture was diluted with CH₂Cl₂ (20 mL) and washed with 1 M aq HCl (10 mL), followed by aq. NaHCO₃ (10 mL) and then brine (10 mL). The organic layer was dried over anhydrous sodium sulfate, filtered and concentrated under reduced pressure to give the desired product. If required, further purification was carried out using flash column chromatography, eluting with EtOAc–hexane.

General Procedure for Synthesis of Amides from Carboxylic Acids (Scheme 1)

To a solution of the carboxylic acid (1 mmol) in CH₂Cl₂ (10 mL) at -10 °C was added Tf₂O (0.19 mL, 1.1 mmol) followed by Et₃N (0.31 mL, 2.2 mmol). The reaction mixture was stirred for an additional 30 minutes at the same temperature before the addition of aqueous ammonium hydroxide (2.5 mmol; 28% in water). Progress of the reaction was monitored by TLC. After 4 h, the reaction mixture was diluted with CH₂Cl₂ (20 mL) and washed with 1 M aq HCl (10 mL), followed by aq NaHCO₃ (10 mL) and then brine (10 mL). The organic layer was dried over anhydrous sodium sulfate, filtered and concentrated under reduced pressure to furnish the desired product. If required, further purification was carried out using flash column chromatography, eluting with EtOAc–hexane.

Procedure for Scale-up Synthesis of **1b** from Benzoic Acid

To a solution of benzoic acid (1 g, 6.57 mmol) in CH₂Cl₂ (25 mL) at -10 °C was added Tf₂O (1.21 mL, 7.23 mmol) followed by Et₃N (2.03 mL, 14.4 mmol). The reaction mixture was stirred for an additional 30 minutes at the same temperature before the addition of aqueous ammonium hydroxide (2.5 mmol; 28% in water). Progress of the reaction was monitored by TLC. After 4 h, reaction mixture was diluted with CH₂Cl₂ (90 mL) and washed with 1 M aq HCl (20 mL), followed by aq



Scheme 3 Substrate scope for reaction of amide into nitrile conversion. Reaction conditions: Amide (1 equiv) was dissolved in CH_2Cl_2 and cooled to -10°C . To this solution was added Tf_2O (1.1 equiv). An addition of Et_3N (2.2 equiv) was required for **2d**, **2g**, **2j**, **2m**, **2h**, **2i**, and **2z**. The substrates **2w–z** were used as their racemate.

NaHCO_3 (20 mL) and then brine (20 mL). The organic layer was dried over anhydrous sodium sulfate, filtered and concentrated under reduced pressure to obtain **1a**, which was used further without any purification (730 mg, 74%).

Benzamide (1a)

The title compound was prepared following the general procedure for synthesis of amides from carboxylic acids. It was isolated as a white solid (85 mg, 70%).

$^1\text{H NMR}$ (300 MHz, CDCl_3): δ = 7.81 (d, J = 7.2 Hz, 2 H), 7.55–7.41 (m, 3 H), 6.22 (br s, 2 H).

The analytical data were found to be consistent with the literature.¹⁸

$^1\text{H NMR}$ (400 MHz, $\text{DMSO}-d_6$): δ = 7.72 (d, J = 8.8 Hz, 2 H), 7.62 (br s,

4-Methoxybenzamide (1b)

The title compound was prepared following the general procedure for synthesis of amides from carboxylic acids. It was isolated as a white solid (124 mg, 82%).

$^1\text{H NMR}$ (400 MHz, $\text{DMSO}-d_6$): δ = 7.84 (d, J = 8.8 Hz, 3 H), 7.19 (br s, 1 H), 6.98 (d, J = 8.8 Hz, 2 H), 3.75 (s, 3 H).

The analytical data were found to be consistent with the literature.¹⁸

4-(Dimethylamino)benzamide (1c)

The title compound was prepared following the general procedure for synthesis of amides from carboxylic acids. It was isolated as an off white solid (110 mg, 67%).

$^1\text{H NMR}$ (400 MHz, $\text{DMSO}-d_6$): δ = 7.72 (d, J = 8.8 Hz, 2 H), 7.62 (br s, 1 H), 6.91 (br s, 1 H), 6.67 (d, J = 9.2 Hz, 2 H), 2.95 (s, 6 H).

The analytical data were found to be consistent with the literature.¹⁹

4-Nitrobenzamide (1d)

The title compound was prepared following the general procedure for synthesis of amides from carboxylic acids. It was isolated as a yellow solid (123 mg, 74%).

¹H NMR (400 MHz, DMSO-*d*₆): δ = 8.32–8.30 (m, 3 H), 8.10 (d, *J* = 8.4 Hz, 2 H), 7.74 (br s, 1 H).

The analytical data were found to be consistent with the literature.¹⁸

Thiophene-3-carboxamide (1e)

The title compound was prepared following the general procedure for synthesis of amides from carboxylic acids. It was isolated as a white solid (102 mg, 80%).

¹H NMR (400 MHz, DMSO-*d*₆): δ = 8.11–8.10 (m, 1 H), 7.78 (s, 1 H), 7.55–7.53 (m, 1 H), 7.4–7.45 (m, 1 H), 7.21 (br s, 1 H).

The analytical data were found to be consistent with the literature.²⁰

2-Phenylacetamide (1f)

The title compound was prepared following the general procedure for synthesis of amides from carboxylic acids. It was isolated as a white solid (89 mg, 66%).

¹H NMR (400 MHz, DMSO-*d*₆): δ = 7.45 (br s, 1 H), 7.30–7.21 (m, 5 H), 6.85 (br s, 1 H), 3.36 (s, 2 H).

The analytical data were found to be consistent with the literature.¹⁸

4-Acetylbenzamide (1g)

The title compound was prepared following the general procedure for synthesis of amides from carboxylic acids. It was isolated as a white solid (124 mg, 76%).

¹H NMR (300 MHz, DMSO-*d*₆): δ = 8.14 (br s, 1 H), 8.02–7.96 (m, 4 H), 7.56 (br s, 1 H), 2.61 (s, 3 H).

The analytical data were found to be consistent with the literature.²⁰

tert-Butyl (4-Carbamoylphenyl)carbamate (1h)

The title compound was prepared following the general procedure for synthesis of amides from carboxylic acids. It was isolated as a white solid (194 mg, 82%).

¹H NMR (300 MHz, DMSO-*d*₆): δ = 9.60 (br s, 1 H), 7.77 (d, *J* = 8.4 Hz, 3 H), 7.49 (d, *J* = 8.1 Hz, 2 H), 7.18 (br s, 1 H), 1.48 (s, 9 H).

The analytical data were found to be consistent with the literature.²¹

4-Fluorobenzamide (1i)

The title compound was prepared following the general procedure for synthesis of amides from carboxylic acids. It was isolated as an off white solid (97 mg, 70%).

¹H NMR (300 MHz, CDCl₃): δ = 7.87–7.82 (m, 2 H), 7.13 (t, *J* = 8.7 Hz, 2 H), 6.07–5.88 (br s, 2 H).

The analytical data were found to be consistent with the literature.²²

N,N-Dimethylterephthalamide (1j)

The title compound was prepared following the general procedure for synthesis of amides from carboxylic acids. It was isolated as a yellow solid (154 mg, 80%).

¹H NMR (300 MHz, CDCl₃): δ = 7.82 (d, *J* = 7.5 Hz, 2 H), 7.47 (d, *J* = 7.8 Hz, 2 H), 6.24 (br s, 1 H), 5.72 (br s, 1 H), 3.12 (s, 3 H), 2.95 (s, 3 H).

¹³C NMR (75 MHz, CDCl₃): δ = 35.3, 39.3, 127.2, 127.6, 134.4, 139.6, 168.7, 170.67.

HRMS (APCI): *m/z* [M + H]⁺ calcd for C₁₀H₁₂N₂O₂: 193.0975; found: 193.0972.

3-Indolylbutyramide (1k)

The title compound was prepared following the general procedure for synthesis of amides from carboxylic acids. It was isolated as an off white solid (91 mg, 45%).

¹H NMR (300 MHz, DMSO-*d*₆): δ = 7.50 (d, *J* = 7.8 Hz, 2 H), 7.32 (d, *J* = 7.8 Hz, 2 H), 7.26 (br s, 1 H), 7.10–6.94 (m, 3 H), 6.71 (br s, 1 H), 2.67 (t, *J* = 7.2 Hz, 2 H), 2.12 (t, *J* = 7.2 Hz, 2 H), 1.90–1.83 (m, 2 H).

The analytical data were found to be consistent with the literature.²³

3-(Dimethylamino)benzamide (1l)

The title compound was prepared following the general procedure for synthesis of amides from carboxylic acids. It was isolated as a light-brown solid (117 mg, 71%).

¹H NMR (300 MHz, CDCl₃): δ = 7.32–7.25 (m, 2 H), 7.04 (d, *J* = 7.2 Hz, 2 H), 6.88 (d, *J* = 8.1 Hz, 2 H), 6.13 (s, 1 H), 5.90 (s, 1 H), 3.02 (s, 6 H).

The analytical data were found to be consistent with the literature.²⁴

4-Cyanobenzamide (1m)

The title compound was prepared following the general procedure for synthesis of amides from carboxylic acids. It was isolated as an off white solid (115 mg, 78%).

¹H NMR (300 MHz, DMSO-*d*₆): δ = 8.21 (br s, 1 H), 8.02 (d, *J* = 8.4 Hz, 2 H), 7.95 (d, *J* = 8.4 Hz, 2 H), 7.68 (br s, 1 H).

The analytical data were found to be consistent with the literature.²⁵

4-Trifluoromethoxy Benzamide (1n)

The title compound was prepared following the general procedure for synthesis of amides from carboxylic acids. It was isolated as a white solid (154 mg, 75%). ¹H NMR (400 MHz, DMSO-*d*₆): δ = 8.07 (1 H, s), 7.99 (d, *J* = 8.8 Hz, 2 H), 7.49 (br s, 1 H), 7.45 (d, *J* = 8.0 Hz, 2 H).

The analytical data were found to be consistent with the literature.²⁶

Cinnamamide (1o)

The title compound was prepared following the general procedure for synthesis of amides from carboxylic acids. It was isolated as a white solid (89 mg, 60%).

¹H NMR (300 MHz, CDCl₃): δ = 7.64 (d, *J* = 15.9 Hz, 1 H), 7.50 (br s, 2 H), 7.36 (br s, 3 H), 6.65 (d, *J* = 15.6 Hz, 1 H), 5.74 (br s, 2 H).

The analytical data were found to be consistent with the literature.²⁰

2-Furoamide (1p)

The title compound was prepared following the general procedure for synthesis of amides from carboxylic acids. It was isolated as a white solid (81 mg, 73%).

¹H NMR (300 MHz, DMSO-*d*₆): δ = 7.79 (d, *J* = 7.8 Hz, 1 H), 7.76 (br s, 1 H), 7.36 (br s, 1 H), 7.08 (d, *J* = 7.8 Hz, 1 H), 6.59 (m, 1 H).

The analytical data were found to be consistent with the literature.¹⁸

Cyclohexanecarboxamide (1q)

The title compound was prepared following the general procedure for synthesis of amides from carboxylic acids. It was isolated as a white solid (91 mg, 71%).

¹H NMR (300 MHz, CDCl₃): δ = 5.48 (br s, 2 H), 2.15 (m, 1 H), 1.67–1.91 (m, 5 H), 1.17–1.47 (m, 5 H).

The analytical data were found to be consistent with the literature.²⁷

4-Quinolincarboxamide (1r)

The title compound was prepared following the general procedure for synthesis of amides from carboxylic acids. It was isolated as a white solid (98 mg, 56%).

¹H NMR (300 MHz, DMSO-*d*₆): δ = 8.99 (d, *J* = 4.2 Hz, 1 H), 8.24 (d, *J* = 7.8 Hz, 1 H), 8.10 (d, *J* = 8.4 Hz, 1 H), 7.93 (s, 1 H), 7.82–7.87 (m, 1 H), 7.68–7.73 (m, 1 H), 7.59 (d, *J* = 4.2 Hz, 1 H).

The analytical data were found to be consistent with the literature.²⁸

Benzo[*d*][1,3]dioxole-5-carboxamide (1s)

The title compound was prepared following the general procedure for synthesis of amides from carboxylic acids. It was isolated as an off-white solid (106 mg, 64%).

¹H NMR (300 MHz, DMSO-*d*₆): δ = 7.80 (br s, 1 H), 7.47 (dd, *J* = 9.9, 1.8 Hz, 1 H), 7.39 (d, *J* = 1.8 Hz, 1 H), 7.22 (br s, 1 H), 6.96 (d, *J* = 8.1 Hz, 1 H), 6.08 (s, 2 H).

The analytical data were found to be consistent with the literature.²⁹

Benzyl (1-Amino-1-oxo-3-phenylpropan-2-yl)carbamate (1t)

The title compound was prepared following the general procedure for synthesis of amides from carboxylic acids. It was isolated as a white solid (225 mg, 75%).

¹H NMR (300 MHz, DMSO-*d*₆): δ = 7.18–7.42 (m, 12 H), 7.06 (s, 1 H), 4.93 (s, 2 H), 4.15–4.16 (m, 1 H), 2.97–3.00 (m, 1 H), 2.69–2.76 (m, 1 H).

The analytical data were found to be consistent with the literature.³⁰

tert-Butyl (1-Amino-1-oxo-3-phenylpropan-2-yl)carbamate (1u)

The title compound was prepared following the general procedure for synthesis of amides from carboxylic acids. It was isolated as a white solid (192 mg, 72%).

¹H NMR (300 MHz, DMSO-*d*₆): δ = 7.36 (br s, 1 H), 7.22–7.30 (m, 5 H), 7.00 (br s, 1 H), 6.81 (d, *J* = 6.6 Hz, 1 H), 4.09 (m, 1 H), 2.97 (dd, *J* = 13.8, 1 H), 2.75 (dd, *J* = 13.7, 1 H), 1.30 (s, 9 H).

The analytical data found to be consistent with literature.³¹

(9*H*-Fluoren-9-yl) Methyl (1-Amino-4-methyl-1-oxopentan-2-yl)carbamate (1v)

The title compound was prepared following the general procedure for synthesis of amides from carboxylic acids. It was isolated as a white solid (252 mg, 71%).

¹H NMR (300 MHz, DMSO-*d*₆): δ = 7.29–7.89 (m, 9 H), 6.95 (s, 1 H), 4.20–4.30 (m, 3 H), 3.95 (m, 1 H), 1.48–1.39 (m, 3 H), 0.85 (m, 6 H).

MS (APCI+): *m/z* = 353.22 [M + H]⁺.

The analytical data were found to be consistent with the literature.³²

tert-Butyl (1-Amino-3-(1*H*-indol-3-yl)-1-oxopropan-2-yl) carbamate (1w)

The title compound was prepared following the general procedure for synthesis of amides from carboxylic acids. It was isolated as a white solid (219 mg, 72%).

¹H NMR (300 MHz, DMSO-*d*₆): δ = 10.79 (s, 1 H), 7.61 (d, *J* = 7.8 Hz, 1 H), 7.30–7.36 (m, 2 H), 6.94–7.11 (m, 4 H), 6.66 (d, *J* = 8.1 Hz, 1 H), 4.01–4.12 (m, 1 H), 3.09 (d, *J* = 3.3 Hz, 1 H), 2.92 (m, 1 H), 1.31 (s, 9 H).

The analytical data were found to be consistent with the literature.³³

tert-Butyl (1-Amino-1-oxopropan-2-yl)carbamate or Boc-Alanine Amide (1x)

The title compound was prepared following the general procedure for synthesis of amides from carboxylic acids. It was isolated as a white solid (140 mg, 74%).

¹H NMR (300 MHz, DMSO-*d*₆): δ = 7.20 (br s, 1 H), 6.90 (br s, 1 H), 6.76 (d, *J* = 7.2 Hz, 1 H), 3.88 (q, *J* = 7.5 Hz, 1 H), 1.37 (s, 9 H), 1.17 (d, *J* = 7.2 Hz, 3 H).

The analytical data were found to be consistent with the literature.³⁴

General Procedure for Optimization Studies (Table 2)

To a solution of carboxylic acid (1 mmol) in CH₂Cl₂ (10 mL) at –10 °C was added Tf₂O (0.19 mL, 1.1 mmol) followed by base (2.2 mmol). The reaction mixture was stirred for an additional 30 minutes at the same temperature before the addition of ammonium hydroxide (2.5 mmol). Progress of the reaction was monitored by TLC for amide formation. After 4 h, one more equivalent of triflic anhydride (0.19 mL, 1.1 mmol) was introduced. After 4 h, the reaction mixture was diluted with CH₂Cl₂ (20 mL) and washed with 1 M aq HCl (10 mL), followed by aq NaHCO₃ (10 mL) and then brine (10 mL). The organic layer was dried over anhydrous sodium sulfate, filtered and concentrated under reduced pressure to give the desired product. The product was purified by flash column chromatography eluting with EtOAc–hexane.

General Procedure for Synthesis of Nitriles from Carboxylic Acids (Scheme 2)

To a solution of carboxylic acid (1 mmol) in CH₂Cl₂ (10 mL) at –10 °C was added Tf₂O (0.19 mL, 1.1 mmol) followed by Et₃N (0.31 mL, 2.2 mmol). The reaction mixture was stirred for an additional 30 minutes at the same temperature before the addition of ammonium hydroxide (2.5 mmol). Progress of the reaction was monitored by TLC for amide formation. After 4 h, one more equivalent of triflic anhydride (0.19 mL, 1.1 mmol) was introduced. After 4 h, reaction mixture was diluted with CH₂Cl₂ (20 mL) and washed with 1 M aq HCl (10 mL), followed by aq NaHCO₃ solution (10 mL) and then brine (10 mL). The organic layer was dried over anhydrous sodium sulfate, filtered and concentrated under reduced pressure. The residue was purified by flash column chromatography, eluting with EtOAc–hexane.

Benzonitrile (2a)

The title compound was prepared following the general procedure for synthesis of nitriles from carboxylic acids. It was isolated as a colorless liquid (43 mg, 42%).

¹H NMR (300 MHz, CDCl₃): δ = 7.66–7.57 (m, 3 H), 7.48–7.44 (m, 2 H).

The analytical data were found to be consistent with the literature.³⁵

4-Methoxybenzonitrile (2b)

The title compound was prepared following the general procedure for synthesis of nitriles from carboxylic acids. It was isolated as an off white solid (104 mg, 78%).

$^1\text{H NMR}$ (400 MHz, CDCl_3): δ = 7.60 (d, J = 8.8 Hz, 2 H), 6.96 (d, J = 9.24 Hz, 2 H), 3.87 (s, 3 H).

The analytical data were found to be consistent with the literature.³⁵

4-Dimethylamino-benzonitrile (2c)

The title compound was prepared following the general procedure for synthesis of nitrile from carboxylic acid. It was isolated as an off white solid (114 mg, 78%).

$^1\text{H NMR}$ (400 MHz, CDCl_3): δ = 7.51 (d, J = 8.8 Hz, 2 H), 6.79 (d, J = 8.8 Hz, 2 H), 3.05 (s, 6 H).

The analytical data found to be consistent with literature.³⁵

4-Nitrobenzonitrile (2d)

The title compound was prepared following the general procedure for synthesis of nitriles from carboxylic acids. It was isolated as a yellow solid (36 mg, 24%).

$^1\text{H NMR}$ (400 MHz, CDCl_3): δ = 8.35 (d, J = 8.8 Hz, 2 H), 7.88 (d, J = 8.8 Hz, 2 H).

The analytical data were found to be consistent with the literature.³⁵

Thiophene-3-carbonitrile (2e)

The title compound was prepared following the general procedure for synthesis of nitriles from carboxylic acids. It was isolated as pale-yellow oil (22 mg, 20%).

$^1\text{H NMR}$ (300 MHz, CDCl_3): δ = 7.95 (s, 1 H), 7.43 (s, 1 H), 7.30 (s, 1 H).

The analytical data were found to be consistent with the literature.³⁶

2-Phenylacetoneitrile (2f)

The title compound was prepared following the general procedure for synthesis of nitriles from carboxylic acids. It was isolated as colorless oil (22 mg, 18%).

$^1\text{H NMR}$ (300 MHz, CDCl_3): δ = 7.41–7.30 (m, 5 H), 3.76 (s, 2 H).

The analytical data were found to be consistent with the literature.³⁷

4-Acetylbenzonitrile (2g)

The title compound was prepared following the general procedure for synthesis of nitriles from carboxylic acids. It was isolated as an off white solid (41 mg, 28%).

$^1\text{H NMR}$ (300 MHz, CDCl_3): δ = 8.02 (d, J = 8.1 Hz, 2 H), 7.74 (d, J = 8.1 Hz, 2 H), 2.62 (s, 3 H).

The analytical data were found to be consistent with the literature.³⁸

tert-Butyl (4-Cyanophenyl)carbamate (2h)

The title compound was prepared following the general procedure for synthesis of nitriles from carboxylic acids. It was isolated as a yellow solid (48 mg, 22%).

$^1\text{H NMR}$ (300 MHz, CDCl_3): δ = 7.80 (br s, 1 H), 7.57 (d, J = 8.4 Hz, 2 H), 7.47 (d, J = 8.4 Hz, 2 H), 6.75 (br s, 1 H), 1.52 (s, 9 H).

The analytical data were found to be consistent with the literature.³⁹

4-Fluorobenzonitrile (2i)

The title compound was prepared following the general procedure for synthesis of nitriles from carboxamides. It was isolated as a white solid (22 mg, 18%).

$^1\text{H NMR}$ (300 MHz, CDCl_3): δ = 7.65–7.70 (m, 2 H), 7.15–7.26 (m, 2 H).

The analytical data were found to be consistent with the literature.⁴⁰

1-Chloroacetyl-2-pyrrolidinecarbonitrile (3)

The title compound was prepared following the general procedure for synthesis of nitriles from carboxylic acids. It was isolated as off white solid (52 mg, 30%).

$^1\text{H NMR}$ (300 MHz, CDCl_3): δ (4:1 mixture of *trans/cis* amide rotomers) = 4.88–4.76 (m, 1 H), 4.24–4.01 (m, 2 H), 3.72–3.46 (m, 2 H), 2.41–2.02 (m, 4 H).

The analytical data were found to be consistent with the literature.⁷

General Procedure for Optimization Studies (Table 3)

To a solution of benzamide (1 mmol) in CH_2Cl_2 (10 mL) at -10°C was added Tf_2O (1.1 mmol), followed by Et_3N (0.31 mL, 2.2 mmol), if stated. Progress of the reaction was monitored by TLC. After 4 h, the reaction mixture was diluted with CH_2Cl_2 (20 mL) and washed with aq NaHCO_3 (10 mL) and then brine (10 mL). The organic layer was dried over anhydrous sodium sulfate, filtered and concentrated under reduced pressure to give the desired product. Pure product was obtained by flash column chromatography, eluting with EtOAc–hexane.

General Procedure for Synthesis of Nitriles 2 from Carboxamide (Scheme 3)

To a solution of carboxamide (1 mmol) in CH_2Cl_2 (10 mL) at -10°C was added Tf_2O (0.19 mL, 1.1 mmol), followed by addition of Et_3N (0.31 mL, 2.2 mmol), if stated. Progress of the reaction was monitored by TLC. After 4 h, the reaction mixture was diluted with CH_2Cl_2 (20 mL) and washed with aq NaHCO_3 (10 mL) and then brine (10 mL). The organic layer was dried over anhydrous sodium sulfate, filtered and concentrated under reduced pressure to give the desired product. Pure product was obtained by flash column chromatography, eluting with EtOAc–hexane.

Procedure for Scale-up Synthesis of 2b from Carboxamide (1b)

To a solution of amide **1a** (700 mg, 4.63 mmol) in CH_2Cl_2 (20 mL) at -10°C was added Tf_2O (0.86 mL, 5.09 mmol). Progress of the reaction was monitored by TLC. After 4 h, the reaction mixture was diluted with CH_2Cl_2 (90 mL) and washed with aq NaHCO_3 (20 mL) and then brine (20 mL). The organic layer was dried over anhydrous sodium sulfate, filtered and concentrated under reduced pressure to give pure desired product (480 mg, 78%).

Note: By using this procedure, compounds **2a–i** were obtained in excellent yields (Scheme 3) and their spectroscopic data found to be in accordance with previously synthesized compounds as mentioned in Scheme 2.

4-Cyano-*N,N*-dimethylbenzamide (2j)

The title compound was prepared following the general procedure for synthesis of nitriles from carboxamides. It was isolated as an off white solid (143 mg, 82%).

$^1\text{H NMR}$ (300 MHz, CDCl_3): δ = 7.71 (d, J = 7.2 Hz, 2 H), 7.52 (d, J = 7.5 Hz, 2 H), 3.13 (s, 3 H), 2.96 (s, 3 H).

The analytical data were found to be consistent with the literature.⁴¹

(3-Indolyl)butanenitrile (2k)

The title compound was prepared following the general procedure for synthesis of nitriles from carboxamides. It was isolated as a brown solid (136 mg, 74%).

$^1\text{H NMR}$ (300 MHz, CDCl_3): δ = 8.09 (br s, 1 H), 7.58 (d, J = 8 Hz, 1 H), 7.37 (d, J = 8.0 Hz, 1 H), 7.23–7.04 (m, 3 H), 7.04 (br s, 1 H), 2.95 (t, J = 7.2 Hz, 2 H), 2.34 (t, J = 6.9 Hz, 2 H), 2.06 (m, 2 H).

The analytical data were found to be consistent with the literature.⁴²

3-(Dimethylamino)benzonitrile (2l)

The title compound was prepared following the general procedure for synthesis of nitriles from carboxamides. It was isolated as a brown solid (117 mg, 80%).

$^1\text{H NMR}$ (300 MHz, CDCl_3): δ = 7.19 (br s, 2 H), 6.90–6.83 (m, 3 H), 2.91 (s, 6 H).

The analytical data were found to be consistent with the literature.⁴³

Terephthalonitrile (2m)

The title compound was prepared following the general procedure for synthesis of nitriles from carboxamides. It was isolated as a white solid (97 mg, 76%).

$^1\text{H NMR}$ (300 MHz, CDCl_3): δ = 7.8 (s, 4 H).

The analytical data were found to be consistent with the literature.⁴⁴

4-Cyanoacetanilide (2n)

The title compound was prepared following the general procedure for synthesis of nitriles from carboxamides. It was isolated as a white solid (129 mg, 80%).

$^1\text{H NMR}$ (400 MHz, $\text{DMSO}-d_6$): δ = 10.37 (br s, 1 H), 7.75 (s, 4 H), 2.08 (s, 3 H).

The analytical data were found to be consistent with the literature.³⁸

(E)-3-Phenylprop-2-enitrile (2o)

The title compound was prepared following the general procedure for synthesis of nitriles from carboxamides. It was isolated as an off white solid (86 mg, 67%).

$^1\text{H NMR}$ (400 MHz, CDCl_3): δ = 7.43–7.37 (m, 6 H), 5.87 (d, J = 13.5 Hz, 1 H).

The analytical data were found to be consistent with the literature.⁴⁰

4-Formylbenzonitrile (2p)

The title compound was prepared following the general procedure for synthesis of nitriles from carboxamides. It was isolated as a yellow solid (105 mg, 80%).

$^1\text{H NMR}$ (300 MHz, CDCl_3): δ = 10.10 (s, 1 H), 8.01 (d, J = 7.8 Hz, 2 H), 7.85 (d, J = 7.8 Hz, 2 H).

The analytical data were found to be consistent with the literature.³⁵

4-Methylbenzonitrile (2q)

The title compound was prepared following the general procedure for synthesis of nitriles from carboxamides. It was isolated as a white solid (99 mg, 83%).

$^1\text{H NMR}$ (300 MHz, CDCl_3): δ = 7.57 (d, J = 7.8 Hz, 2 H), 7.28 (d, J = 7.5 Hz, 2 H), 2.44 (s, 3 H).

The analytical data were found to be consistent with the literature.³⁸

4-Aminobenzonitrile (2r)

The title compound was prepared following the general procedure for synthesis of nitriles from carboxamides. It was isolated as an off white solid (97 mg, 82%).

$^1\text{H NMR}$ (300 MHz, CDCl_3): δ = 7.40 (d, J = 7.8 Hz, 2 H), 6.64 (d, J = 8.1 Hz, 2 H), 4.20 (br s, 2 H).

The analytical data were found to be consistent with the literature.³⁸

4-(Bromomethyl)benzonitrile (2s)

The title compound was prepared following the general procedure for synthesis of nitriles from carboxamides. It was isolated as a white solid (172 mg, 88%).

$^1\text{H NMR}$ (300 MHz, CDCl_3): δ = 7.64 (d, J = 6.6 Hz, 2 H), 7.50 (d, J = 8.1 Hz, 2 H), 4.48 (s, 2 H).

The analytical data were found to be consistent with the literature.⁴⁵

4-Hydroxybenzonitrile (2t)

The title compound was prepared following the general procedure for synthesis of nitriles from carboxamides. It was isolated as a white solid (62 mg, 52%).

$^1\text{H NMR}$ (300 MHz, $\text{DMSO}-d_6$): δ = 10.62 (s, 1 H), 7.63 (d, J = 8.1 Hz, 2 H), 6.89 (d, J = 7.8 Hz, 2 H).

The analytical data were found to be consistent with the literature.³⁵

4-(Hydroxymethyl)benzonitrile (2u)

The title compound was prepared following the general procedure for synthesis of nitriles from carboxamides. It was isolated as an off white solid (95 mg, 84%).

$^1\text{H NMR}$ (300 MHz, CDCl_3): δ = 7.67 (d, J = 7.8 Hz, 2 H), 7.51 (d, J = 8.1 Hz, 2 H), 4.61 (s, 2 H).

The analytical data were found to be consistent with the literature.⁴⁶

1,3-Benzodioxole-5-carbonitrile (2v)

The title compound was prepared following the general procedure for synthesis of nitriles from carboxamides. It was isolated as a white solid (106 mg, 72%).

$^1\text{H NMR}$ (300 MHz, CDCl_3): δ = 7.22 (dd, J = 8.1, 1.7 Hz, 1 H), 7.04 (d, J = 1.5 Hz, 1 H), 6.87 (d, J = 8.1 Hz, 1 H), 6.07 (s, 2 H).

The analytical data were found to be consistent with the literature.⁴⁷

Benzyl (1-Cyano-2-phenylethyl)carbamate (2w)

The title compound was prepared following the general procedure for synthesis of nitriles from carboxamides. It was isolated as a white solid (215 mg, 76%).

$^1\text{H NMR}$ (300 MHz, CDCl_3): δ = 7.26–7.41 (m, 10 H), 5.38 (d, J = 7.2 Hz, 1 H), 5.10 (s, 2 H), 4.86 (m, 1 H), 3.13 (d, J = 5.7 Hz, 2 H).

The analytical data were found to be consistent with the literature.⁴⁸

tert-Butyl (1-Cyano-2-phenylethyl)carbamate (2x)

The title compound was prepared following the general procedure for synthesis of nitriles from carboxamides. It was isolated as a white solid (192 mg, 78%).

$^1\text{H NMR}$ (300 MHz, CDCl_3): δ = 7.26–7.36 (m, 5 H), 4.94 (d, J = 8.1 Hz, 1 H), 4.83 (m, 1 H), 3.13 (m, 2 H), 1.43 (s, 9 H).

The analytical data were found to be consistent with the literature.⁴⁹

(9H-Fluoren-9-yl)methyl(1-cyano-3-methylbutyl)carbamate (2y)

The title compound was prepared following the general procedure for synthesis of nitriles from carboxamides. It was isolated as a white solid (242 mg, 72%).

¹H NMR (300 MHz, CDCl₃): δ = 7.25–7.78 (m, 8 H), 5.07 (br, 1 H), 4.51–4.63 (m, 3 H), 4.21 (m, 1 H), 1.65–1.81 (m, 3 H), 0.97 (d, *J* = 5.4 Hz, 6 H).

The analytical data were found to be consistent with the literature.⁵⁰

tert-Butyl (1-Cyano-2-(1H-indol-3-yl)ethyl)carbamate (2z)

The title compound was prepared following the general procedure for synthesis of nitriles from carboxamides. It was isolated as a white solid (204 mg, 71%).

¹H NMR (300 MHz, acetone-*d*₆): δ = 10.31 (br s, 1 H), 7.68 (d, *J* = 7.8 Hz, 1 H), 7.43 (d, *J* = 7.9 Hz, 1 H), 7.34 (s, 1 H), 7.15–7.02 (m, 2 H), 6.92 (br m, 1 H), 4.87 (q, *J* = 8.1 Hz, 1 H), 3.34 (m, 2 H), 1.39 (s, 9 H).

The analytical data were found to be consistent with the literature.⁵¹

Funding Information

We would like to thank the Translational Health Science and Technology Institute (THSTI) for intramural research funding and DBT-BIRAC for grant BT/CRS0200/CRS-10/16.

Acknowledgment

We would like to thank Dr Yashwant (Scientist C, THSTI) for his support in performing HRMS experiments.

Supporting Information

Supporting information for this article is available online at <https://doi.org/10.1055/s-0037-1610154>.

References

- (1) Fleming, F. F.; Yao, L.; Ravikumar, P. C.; Funk, L.; Shook, B. C. *J. Med. Chem.* **2010**, *53*, 7902.
- (2) (a) Fleming, F. F. *Nat. Prod. Rep.* **1999**, *16*, 597. (b) Monadjemi, S.; El Roz, M.; Richard, C.; Ter Halle, A. *Environ. Sci. Technol.* **2011**, *45*, 9582. (c) Scheuermann, H.; Seefelder, M. US Pat. 3,652,636, **1972**.
- (3) (a) Murphy, T.; Case, H. L.; Ellsworth, E.; Hagen, S.; Huband, M.; Joannides, T.; Limberakis, C.; Marotti, K. R.; Ottolini, A. M.; Rauckhorst, M.; Starr, J.; Stier, M.; Taylor, C.; Zhu, T.; Blaser, A.; Denny, W. A.; Lu, G.-L.; Smaill, J. B.; Rivault, F. *Bioorg. Med. Chem. Lett.* **2007**, *17*, 2150. (b) Markus, B.; Kwon, C. *J. Pharm. Sci.* **1994**, *83*, 1729. (c) Patterson, A. W.; Wood, W. J. L.; Hornsby, M.; Lesley, S.; Spraggon, G.; Ellman, J. A. *J. Med. Chem.* **2006**, *49*, 6298.
- (4) (a) Rappoport, Z. *Chemistry of the Cyano Group*; Wiley: Weinheim, **1970**. (b) Larock, R. C. *Comprehensive Organic Transformations: A Guide to Functional Group Preparations*; Wiley: Weinheim, **1989**.
- (5) (a) Movassaghi, M.; Hill, M. D. *Nat. Protoc.* **2007**, *2*, 2018. (b) Yang, J.; Karver, M. R.; Li, W.; Sahu, S.; Devaraj, N. K. *Angew. Chem. Int. Ed.* **2012**, *51*, 5222. (c) Madkour, H. M. F.; Elgazwy, A. S. H. *Curr. Org. Chem.* **2007**, *11*, 853. (d) Elgazwy, A. S. S. H.; Refaee, M. R. M. *Org. Chem.: Curr. Res.* **2013**, *117*, 1.
- (6) (a) Zanon, J.; Klapars, A.; Buchwald, S. L. *J. Am. Chem. Soc.* **2003**, *125*, 2890. (b) Yin, W.; Wang, C.; Huang, H. *Org. Lett.* **2013**, *15*, 1850. (c) Wu, Q.; Luo, Y.; Lei, A.; You, J. *J. Am. Chem. Soc.* **2016**, *138*, 2885. (d) Noh, J. H.; Kim, J. *J. Org. Chem.* **2015**, *80*, 11624. (e) Rokade, B. V.; Prabhu, J. R. *J. Org. Chem.* **2012**, *77*, 5364.
- (7) (a) Villhauer, E. B.; Brinkman, J. A.; Naderi, G. B.; Burkey, B. F.; Dunning, B. E.; Prasad, K.; Mangold, B. L.; Russell, M. E.; Hughes, T. E. *J. Med. Chem.* **2003**, *46*, 2774. (b) Singh, S. K.; Manne, N.; Pal, M. *Beilstein J. Org. Chem.* **2008**, *4*, 20.
- (8) Miller, C. S. *Org. Synth.* **1955**, *3*, 646.
- (9) Cope, A. C.; Cotter, R. J.; Estes, L. L. *Org. Synth.* **1963**, *4*, 62.
- (10) Imamoto, T.; Takaoka, T.; Yokoyama, M. *Synthesis* **1983**, 142.
- (11) Huber, V. J.; Bartsch, R. A. *Tetrahedron* **1998**, *54*, 9281.
- (12) Kangani, C. O.; Day, B. W.; Kelley, D. E. *Tetrahedron Lett.* **2007**, *48*, 5933.
- (13) Telvekar, V. N.; Rane, R. A. *Tetrahedron Lett.* **2007**, *48*, 6051.
- (14) Miyagi, K.; Moriyama, K.; Togo, H. *Eur. J. Org. Chem.* **2013**, 5886.
- (15) (a) Huang, P. Q.; Huang, Y. H.; Geng, H.; Ye, J. L. *Sci. Rep.* **2016**, *6*, 28801. (b) Huang, P. Q.; Huang, Y. H.; Xiao, K. J. *J. Org. Chem.* **2016**, *81*, 9020. (c) Huang, P. Q.; Huang, Y. H.; Xiao, K. J.; Wang, Y.; Xia, X. E. *J. Org. Chem.* **2015**, *80*, 2861. (d) Cyr, P.; Regnier, S.; Bechara, W. S.; Charette, A. B. *Org. Lett.* **2015**, *17*, 3386. (e) Pelletier, G.; Bechara, W. S.; Charette, A. B. *J. Am. Chem. Soc.* **2010**, *132*, 12817. (f) Barbe, G.; Charette, A. B. *J. Am. Chem. Soc.* **2008**, *130*, 18. (g) Charette, A. B.; Grenon, M. *J. Org. Chem.* **2003**, *68*, 5792.
- (16) Noguchi, T.; Sekine, M.; Yokoo, Y.; Jung, S.; Imai, N. *Chem. Lett.* **2013**, *42*, 580.
- (17) Bose, D. S.; Jayalakshmi, B. *Synthesis* **1999**, 64.
- (18) Ma, X.; He, Y.; Lu, M. *Synth. Commun.* **2014**, *44*, 474.
- (19) Yin, H.; de Almeida, A. M.; de Almeida, M. V.; Lindhardt, A. T.; Skrydstrup, T. *Org. Lett.* **2015**, *17*, 1248.
- (20) Ren, W.; Yamane, M. *J. Org. Chem.* **2010**, *75*, 8410.
- (21) Schonbrunn, E.; Lawrence, N. J.; Lawrence, H. R. PCT Int. Appl. 2017066428, 20 Apr, **2017**.
- (22) Owston, N. A.; Parker, A. J.; Williams, J. M. *J. Org. Lett.* **2007**, *9*, 73.
- (23) Mewshaw, R. E.; Zhou, D.; Zhou, P.; Shi, X.; Hornby, G.; Spangler, T.; Scerni, R.; Smith, D.; Schechter, L. E.; Andree, T. H. *J. Med. Chem.* **2004**, *47*, 3823.
- (24) Rombouts, F.; Franken, D.; Martinez-Lamenca, C.; Braeken, M.; Zavattaro, C.; Chen, J.; Trabanco, A. A. *Tetrahedron Lett.* **2010**, *51*, 4815.
- (25) Li, Y. T.; Liao, B. S.; Chen, H. P.; Liu, S. T. *Synthesis* **2011**, 2639.
- (26) Gnanamgari, D.; Crabtree, R. H. *Organometallics* **2009**, *28*, 922.
- (27) Bonne, D.; Dekhane, M.; Zhu, J. *J. Am. Chem. Soc.* **2005**, *127*, 6926.
- (28) Huang, Y.; Chen, T.; Li, Q.; Zhou, Y.; Yin, S. F. *Org. Biomol. Chem.* **2015**, *13*, 7289.
- (29) Jevtic, I. I.; Dosen-Micovic, L.; Ivanovic, E. R.; Ivanovic, M. D. *Synthesis* **2016**, *48*, 1550.
- (30) Chen, S. T.; Jang, M. K.; Wang, K.-T. *Synthesis* **1993**, 858.
- (31) Doroski, M. D.; Maderna, A.; O'Donnell, C. J.; Subramanyam, C.; Vetelino, B. C.; Dushin, R. G.; Strop, P.; Graziani, E. I. PCT Int. Appl. 2013072813, 23 May, **2013**.
- (32) Bailen, M. A.; Chinchilla, R.; Dodsworth, D. J.; Najera, C. *Tetrahedron Lett.* **2000**, *41*, 9809.

- (33) Zemolka, S.; Nolte, B.; Linz, K.; Saunders, D. J.; Schroeder, W.; Englberger, W.; Theil, F.; Schick, H.; Kaufmann, J.; Gebauer, J. *PCT Int. Appl.* 2009118174, 01 Oct, **2009**.
- (34) Xia, Z.; Smith, C. D. *J. Org. Chem.* **2001**, *66*, 3459.
- (35) Ghosh, P.; Pariyar, G. C.; Saha, B.; Subba, R. *Synth. Commun.* **2016**, *46*, 685.
- (36) Ushkov, A. V.; Grushin, V. V. *J. Am. Chem. Soc.* **2011**, *133*, 10999.
- (37) Nambo, M.; Yar, M.; Smith, J. D.; Crudden, C. M. *Org. Lett.* **2015**, *17*, 50.
- (38) Zhang, G. Y.; Yu, J. T.; Hu, M. L.; Cheng, J. *J. Org. Chem.* **2013**, *78*, 2710.
- (39) Roosen, P. C.; Kallepalli, V. A.; Chattopadhyay, B.; Singleton, D. A.; Maleczka, R. E. Jr; Smith, I. M. R. II *J. Am. Chem. Soc.* **2012**, *134*, 11350.
- (40) Yu, L.; Zhang, H.; Li, X.; Ye, J.; Liu, J.; Xu, Q.; Lautens, M. *Org. Lett.* **2014**, *16*, 1346.
- (41) Das, S.; Addis, D.; Zhou, S.; Junge, K.; Beller, M. *J. Am. Chem. Soc.* **2010**, *132*, 1770.
- (42) Pedras, M. S. C.; Minic, Z.; Thongbam, P. D.; Bhaskar, V.; Montaut, S. *Phytochemistry* **2010**, *71*, 1952.
- (43) Augustine, J. K.; Atta, R. N.; Ramappa, B. K.; Boodappa, C. *Synlett* **2009**, 3378.
- (44) Cai, L.; Liu, X.; Tao, X.; Shen, D. *Synth. Commun.* **2004**, *34*, 1215.
- (45) Cantillo, D.; de Frutos, O.; Rincon, J. A.; Mateos, C.; Kappe, C. O. *J. Org. Chem.* **2014**, *79*, 223.
- (46) Cohen, D. T.; Buchwald, S. L. *Org. Lett.* **2015**, *17*, 202.
- (47) Shimojo, H.; Moriyama, K.; Togo, H. *Synthesis* **2013**, *45*, 2155.
- (48) Hoang, C. T.; Bouillere, F.; Johannesen, S.; Zulauf, A.; Panel, C.; Pouilhes, A.; Gori, D.; Alezra, V.; Kouklovsky, C. *J. Org. Chem.* **2009**, *74*, 4177.
- (49) Sureshababu, V. V.; Naik, S. A.; Nagendra, G. *Synth. Commun.* **2009**, *39*, 395.
- (50) Madhu, C.; Panguluri, N. R.; Narendra, N.; Panduranga, V.; Sureshababu, V. V. *Tetrahedron Lett.* **2014**, *55*, 6831.
- (51) Tao, H.; Weng, Y.; Zhuo, R.; Chang, G.; Urbatsch, I. L.; Zhang, Q. *ChemBiochem* **2011**, *12*, 868.