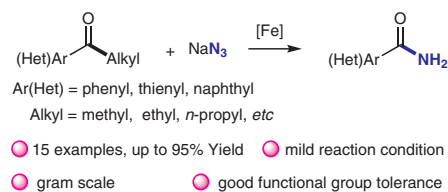


Iron-Catalysed Aerobic Oxidative C–C Bond Cleavage of Ketones for the Synthesis of Primary Amides

Haosheng Zhan^aZhiwei Hu^aWeihua Tao^aMin Ling^aWei Cao^aJing Lin^aZhenhua Liu^bYu Wang^{*a}Zhongxue Fang^{*a} 

^a School of Chemistry and Environmental Engineering, Yancheng Teachers University, Yancheng 224007, P. R. of China
fangzhongxue120@163.com

^b College of Chemistry, Chemical Engineering and Materials Science, Shandong Normal University, Jinan 250014, P. R. of China

Received: 01.01.2019

Accepted after revision: 28.01.2019

Published online: 18.02.2019

DOI: 10.1055/s-0037-1611676; Art ID: so-2019-d0001-I

License terms:

Abstract An iron-catalysed aerobic oxidative C–C bond cleavage of ketones for the synthesis of primary amides has been developed using TEMPO and oxygen as an oxidant. This reaction tolerates a wide range of substrates, and primary amides are obtained in good to excellent yields. Substrates with long-chain alkyl substituents could also be selectively cleaved and converted into the corresponding amides.

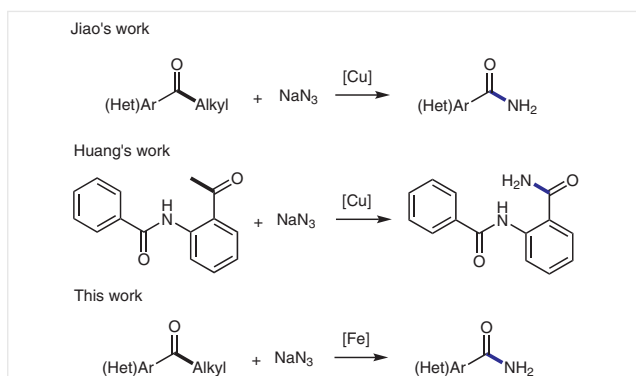
Key words C–C bond cleavage, ketone, primary amide, amide, iron-catalysis

Aromatic primary amides have been utilised extensively in organic synthesis, chemical engineering and pharmaceutical chemistry.¹ They are also present in biologically active molecules.² In organic synthesis, primary amides can be readily converted into amines, nitriles and heterocycles. For these reasons, numerous synthetic methodologies have been developed for their preparation. Typical examples are the ammonolysis of carboxylic acids,³ rearrangement of benzaldoximes,⁴ palladium-catalysed carbonylation of organohalides with ammonia,⁵ direct oxidation of benzylamines⁶ or benzyl alcohol⁷ to the corresponding benzamides, and hydration of the corresponding nitriles.⁸ In addition, use of iodine as catalyst could also lead to C–N bond formation via C–C bond cleavage to construct amides.⁹

Recently, transition-metal-catalysed C–C bond cleavage methods have been developed as a powerful tool to construct C–N bonds. For instance, Song and co-workers presented a Cu₂O-catalysed aerobic oxidative decarboxylative

ammonoxidation of phenylacetic acids or α -hydroxy-phenylacetic acids to primary benzamides.¹⁰ Recently, Sun applied aerobic oxidative C–CN bond cleavage of benzyl cyanide over a copper catalyst to the synthesis of primary amides.¹¹ Zhou discovered a method for *N*-benzoylation of amines via selective aerobic C–C bond cleavage of 1,2-diarylethan-1-ones over a copper catalyst.¹² In particular, Jiao and co-workers reported the aerobic oxidative C–C bond cleavage of unstrained ketones to form amides, catalysed by a copper catalyst.¹³ By using this protocol, Huang's group described the transformation of ketones into amides via C(CO)–C(alkyl) bond cleavage directed by picolinamide using the same catalyst.¹⁴ It is noteworthy that, in most of these methods, a stoichiometric or excess amount of oxidant, additives, or special preparation of the substrates may be required for a successful outcome. Therefore, the development of an efficient catalytic system towards aerobic oxidative unstrained C–C bond cleavage is desirable. As part of our continued interest in C–C bond-cleavage reactions,¹⁵ we herein report an iron-catalysed aerobic oxidative C–C bond cleavage of ketones for the synthesis of primary amides (Scheme 1).

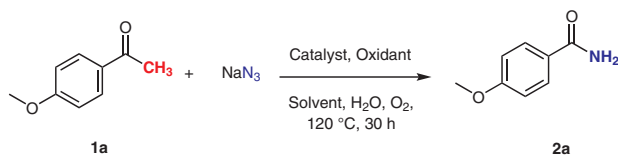
Our initial efforts commenced with 4-methoxyacetophenone (**1a**) and sodium azide as the model substrates in the presence of FeCl₃, 2,2,6,6-tetramethylpiperidine-*N*-oxyl (TEMPO) in aqueous DMSO at 120 °C for 30 h under an oxygen atmosphere and the desired 4-methoxybenzamide (**2a**) was isolated in 75% yield (Table 1, entry 1). Encouraged by this result, we continued to optimise the reaction conditions. To find the best catalysts, Fe(NO₃)₃, Fe₂(SO₄)₃, ferrocene, Fe(acac)₃, Fe₂O₃ and Fe were examined. The use of Fe(NO₃)₃ and FeCl₂ showed lower efficiency, while ferrocene, Fe(acac)₃, Fe₂O₃ and Fe gave moderate yields (entries



Scheme 1 Reported transition-metal-catalysed protocols for C–C bond cleavage of ketones for the synthesis of primary amides

2–8). $\text{Fe}_2(\text{SO}_4)_3$ turned out to be the most effective catalyst, affording a yield of 95% (entry 9). Investigation of oxidants showed that *tert*-butyl hydroperoxide (TBHP), dibenzoyl peroxide (BPO), $\text{PhI}(\text{OAc})_2$, 2-iodoxybenzoic acid (IBX), H_2O_2 , $\text{K}_2\text{S}_2\text{O}_8$ and $(\text{NH}_4)_2\text{S}_2\text{O}_8$ resulted in no reaction (entries 10–15). The reaction rate slowed down, and low yields were obtained when *N*-methyl pyrrolidone (NMP), 1,2,3-trichloropropane (TCP) or mesitylene were used as reaction solvent (entries 16–18).

Table 1 Optimisation of the Reaction Conditions^a



Entry	Catalyst	Oxidants	Solvent	Yield (%) ^b
1	FeCl_3	TEMPO	DMSO	75
2	$\text{Fe}(\text{NO}_3)_3$	TEMPO	DMSO	38
3	FeCl_2	TEMPO	DMSO	40
4	Ferrocene	TEMPO	DMSO	67
5	$\text{Fe}(\text{acac})_3$	TEMPO	DMSO	52
6	Fe_2O_3	TEMPO	DMSO	60
7	Fe_3O_4	TEMPO	DMSO	62
8	Fe	TEMPO	DMSO	73
9	$\text{Fe}_2(\text{SO}_4)_3$	TEMPO	DMSO	95
10	$\text{Fe}_2(\text{SO}_4)_3$	TBHP ^c	DMSO	0
11	$\text{Fe}_2(\text{SO}_4)_3$	$\text{PhI}(\text{OAc})_2^c$	DMSO	0
12	$\text{Fe}_2(\text{SO}_4)_3$	IBX ^c	DMSO	0
13	$\text{Fe}_2(\text{SO}_4)_3$	H_2O_2^c	DMSO	0
14	$\text{Fe}_2(\text{SO}_4)_3$	$\text{K}_2\text{S}_2\text{O}_4^c$	DMSO	0
15	$\text{Fe}_2(\text{SO}_4)_3$	$(\text{NH}_4)_2\text{S}_2\text{O}_8^c$	DMSO	0
16	$\text{Fe}_2(\text{SO}_4)_3$	TEMPO	NMP	25
17	$\text{Fe}_2(\text{SO}_4)_3$	TEMPO	TCP	16

Table 1 (continued)

Entry	Catalyst	Oxidants	Solvent	Yield (%) ^b
18	$\text{Fe}_2(\text{SO}_4)_3$	TEMPO	Mesitylene	11
19 ^d	$\text{Fe}_2(\text{SO}_4)_3$	TEMPO	DMF	5
20	–	TEMPO	DMSO	0
21	$\text{Fe}_2(\text{SO}_4)_3$	–	DMSO	0

^a Reagents and conditions: **1a** (0.4 mmol), NaN_3 (1.2 mmol), catalyst (0.04 mmol), TEMPO (0.08 mol), H_2O (12 mmol), solvent (2 mL), 120 °C under O_2 atmosphere for 30 h.

^b Isolated yield.

^c Oxidant (120 mol%).

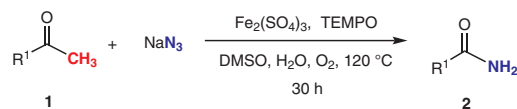
^d H_2O (0 equiv).

Decreasing the amount of water led only to trace amounts of product (Table 1, entry 19). No reaction occurred in the absence of either an iron catalyst or TEMPO (entries 20 and 21), indicating that the combination of $\text{Fe}_2(\text{SO}_4)_3$ and TEMPO plays an important role in the formation of primary amides.

The scope of this iron-catalysed C–C bond-cleavage reaction was then examined in detail under the optimised reaction conditions (Table 2). Firstly, 4-methoxyacetophenone (**1a**) reacted smoothly to yield 4-methoxybenzamide (**2a**) in 95% yield. Acetophenone derivatives with alkyl substituents in the *para*-position performed well, giving the desired products in moderate to excellent yields (**2b–f**). Notably, acetophenone derivatives bearing bulky cyclohexyl or phenyl substituents in the *para*-position were well tolerated, affording the desired products **2g** and **2h** in moderate to excellent yields. Acetophenone (**1i**) reacted smoothly to give benzamide (**2i**) in 66% yield. In addition, this transformation could also tolerate aryl ketones with electron-withdrawing substituents on the aryl ring; for example, 4-chlorobenzamide (**2j**) was obtained in 70% yield. When 3,4-dimethylacetophenone was used, the corresponding 3,4-dimethylbenzamide **2k** was obtained in 85% yield. Moderate yields were obtained for **2l–o**, when the same reaction conditions were applied to heterocyclic aryl compound and acetylnaphthalene **1l** and **1o**, respectively. Acetophenones *ortho*-substituted with a methyl group or fluorine substituent gave only trace amounts of product under the optimal conditions (Scheme S1), and acetophenones with strongly electron-withdrawing substituents, such as NO_2 - or CF_3 -, at the *para*-position did not give the target products under these conditions (Scheme S2). These results indicate that steric and electronic effects have a great influence on the efficiency of the conversion.

With the substrate scope for this transformation established, we explored further substrates under the standard conditions (Table 3). To our satisfaction, various aryl alkyl ketones reacted successfully, and the corresponding aryl-amides were obtained in good yields. Chemoselective cleavage of the C(CO)–C(alkyl) bond was always the case using this method. Aryl substituents bearing electron-donating

Table 2 Iron-Catalysed Aerobic Oxidative C–C Bond Cleavage of Ketones for the Synthesis of Primary Amides^a



Entry	1	2	Yield (%) ^b
1		2a	95
2		2b	95
3		2c	83
4		2d	87
5		2e	92
6		2f	88
7		2g	82
8		2h	90
9		2i	95
10		2j	70
11		2k	85
12		2l	72
13		2m	50
14		2n	67
15		2o	55

^a Reaction conditions: **1** (0.4 mmol), NaN₃ (1.2 mmol), Fe₂(SO₄)₃ (0.04 mmol), TEMPO (0.08 mol), H₂O (12 mmol), DMSO (2 mL), at 120 °C under O₂ atmosphere for 30 h.

^b Isolated yield.

groups such as a methyl or a methoxy group were also tolerated by this catalytic system (entries 1 and 2). A long-chain alkyl substituent could be selectively cleaved and converted into the corresponding amide **2i** (entries 3 and 4). 1-Benzoylacetone also furnished **2i** in 86% yield (entry 5). Such aryl alkyl ketones were inactive under the conditions of the aldehyde syntheses described by Bi's group.¹⁶ This indicates that our conversion might proceed through a different reaction route.

Table 3 Scope of the Reaction with Respect to Long-Chain Alkyl Ketones^a

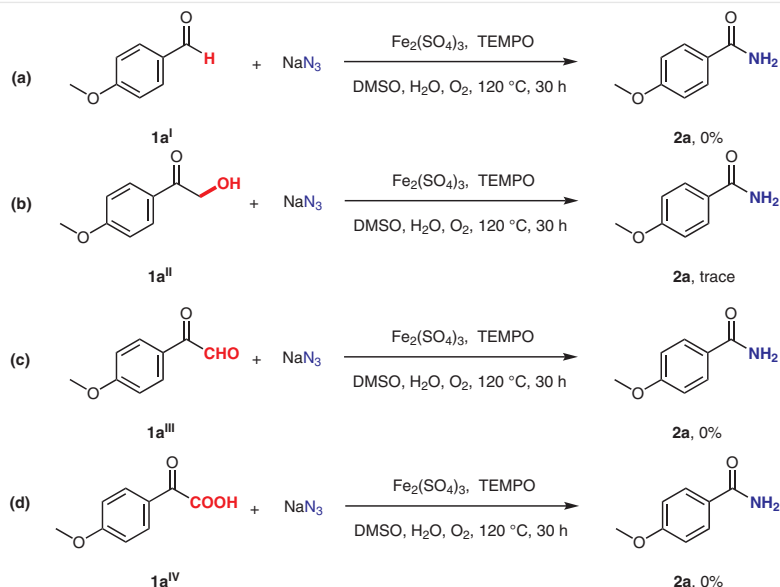
Entry	1	2	Yield (%) ^b
1		2b	85
2		2a	73
3		2i	75
4		2i	75
5		2i	86

^a Reaction conditions: **1** (0.4 mmol), NaN₃ (1.2 mmol), Fe₂(SO₄)₃ (0.04 mmol), TEMPO (0.08 mol), H₂O (12 mmol), DMSO (2 mL), at 120 °C under O₂ atmosphere for 30 h.

^b Isolated yield.

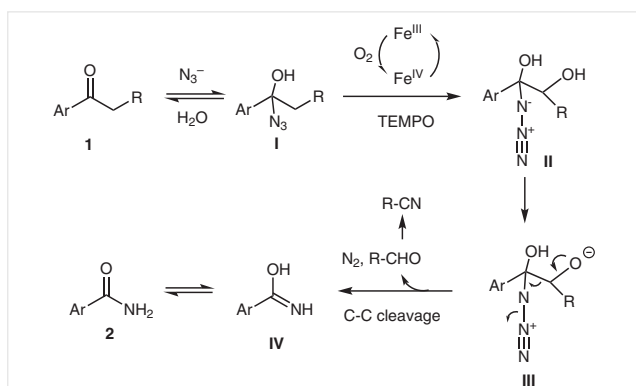
To investigate the reaction mechanism of the C–C bond cleavage of ketones for the synthesis of primary amides, some possible intermediates were prepared and used under the standard conditions (Scheme 2). However, 4-methoxybenzaldehyde, 2-hydroxy-1-(4-methoxyphenyl)ethan-1-one, 2-(4-methoxyphenyl)-2-oxoacetaldehyde and 2-(4-methoxyphenyl)-2-oxoacetic acid did not lead to formation of 4-methoxybenzamide (**2a**) under the standard reaction conditions (Scheme 2, a–d). These control experiments indicate that the ketone substrate may react first with the azide nucleophile and then undergo the oxidation process catalysed by the Fe/O₂ system.

On the basis of the above results and the published reports,^{11–14,17} a plausible mechanism for this iron-catalysed C–C bond cleavage of aryl alkyl ketones leading to primary amides can be proposed (Scheme 3). The starting material **1** is initially attacked by the azide nucleophile to obtain labile intermediate **I** in a potentially reversible process. Subsequent aerobic oxidation of intermediate **I** generates a hydroxylated intermediate **II**.¹⁸ The latter intermediate **II**



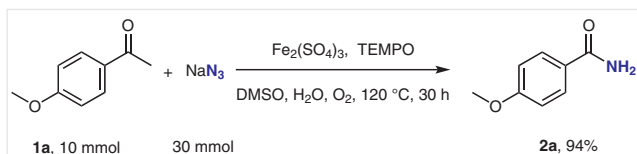
Scheme 2 Control experiments

can then undergo proton transfer to provide intermediate **III**, which can fragment to produce intermediate **IV** through C–C bond cleavage with release of molecular nitrogen and an aldehyde as the by-products.¹⁹ In some cases, activated aldehydes can undergo a further Schmidt reaction to produce the corresponding nitriles. Finally, tautomerism of **IV** affords the desired amide **2**.



Scheme 3 Plausible reaction mechanism

To demonstrate the ease of this protocol, we conducted a scale-up experiment to establish its synthetic utility (Scheme 4). Thus, a gram-scale reaction of **1a** with NaN_3 in the presence of $\text{Fe}_2(\text{SO}_4)_2$ (10 mol%), TEMPO (20 mol%) and H_2O (300 mmol) was carried out, giving the desired product **3a** in 94% isolated yield.



Scheme 4 Gram-scale reaction

In summary, we have developed a novel iron-catalysed aerobic oxidative C–C bond cleavage of ketones.²⁰ This protocol provides a simple and green approach for the preparation of primary amides. In this amination, a variety of substituted acetophenone derivatives as well as more challenging aryl ketones with long-chain alkyl substituents were well-tolerated. The present method is practical and economical, and the starting materials are readily available. As a synthetically practical method, a gram-scale synthesis has also been demonstrated.

Funding Information

The authors wish to thank the National Natural Science Foundation of China (21506017), The Natural Science Foundation of the Jiangsu Higher Education Institutions of China (18KJB610021) and the Flagship Major Development of Jiangsu Higher Education Institutions (PPZY2015B113).

Supporting Information

Supporting information for this article is available online at <https://doi.org/10.1055/s-0037-1611676>.

References and Notes

- (1) (a) Mabermann, C. E. *Encyclopedia of Chemical Technology*, Vol. 1; Wiley: New York, **1991**. (b) Opsahl, R. *Encyclopedia of Chemical Technology*, Vol. 2; Wiley: New York, **1991**. (c) Humphrey, J. M.; Chamberlin, A. R. *Chem. Rev.* **1997**, *97*, 2243. (d) Bray, B. L. *Nat. Rev. Drug Discovery* **2003**, *2*, 587. (e) Bode, J. W.; Fox, R. M.; Baucom, K. D. *Angew. Chem. Int. Ed.* **2006**, *45*, 1248. (f) Piontek, A.; Bisz, E.; Szostak, M. *Angew. Chem. Int. Ed.* **2018**, *57*, 11116.
- (2) *The Amide Linkage: Structural Significance in Chemistry, Biochemistry and Material Science*; Wiley: New York, **2000**.
- (3) (a) Constable, D. J. C.; Dunn, P. J.; Hayler, J. D.; Humphrey, G. R.; Leazer, J. L. Jr; Linderman, R. J.; Lorenz, K.; Manley, J.; Pearlman, B. A.; Wells, A.; Zaks, A.; Zhang, T. Y. *Green Chem.* **2007**, *9*, 411. (b) Valeur, E.; Bradley, M. *Chem. Soc. Rev.* **2009**, *38*, 606. (c) Liu, J.; Liu, Q.; Yi, H.; Qin, C.; Bai, R.; Qi, X.; Lan, Y.; Lei, A. *Angew. Chem. Int. Ed.* **2014**, *53*, 502.
- (4) Fujiwara, H.; Ogasawara, Y.; Yamaguchi, K.; Mizuno, N. *Angew. Chem. Int. Ed.* **2007**, *46*, 5202.
- (5) Wu, X.-F.; Neumann, H.; Beller, M. *Chem. Eur. J.* **2010**, *16*, 9750.
- (6) Kim, J. W.; Yamaguchi, K.; Mizuno, N. *Angew. Chem. Int. Ed.* **2008**, *47*, 9249.
- (7) Yamaguchi, K.; Kobayashi, H.; Oishi, T.; Mizuno, N. *Angew. Chem. Int. Ed.* **2012**, *51*, 544.
- (8) (a) Goto, A.; Endo, K.; Saito, S. *Angew. Chem. Int. Ed.* **2008**, *47*, 3607. (b) Ramón, R. S.; Marion, N.; Nolan, S. P. *Chem. Eur. J.* **2009**, *15*, 8695. (c) Hirano, T.; Uehara, K.; Kamata, K.; Mizuno, N. *J. Am. Chem. Soc.* **2012**, *134*, 6425.
- (9) (a) Cao, L.; Ding, J.; Gao, M.; Wang, Z.; Li, J.; Wu, A. *Org. Lett.* **2009**, *11*, 3810. (b) Angeles, N. A.; Villavicencio, F.; Guadarrama, C.; Corona, D.; Cuevas-Yañez, E. *J. Braz. Chem. Soc.* **2010**, *21*, 905. (c) Rajendar, K.; Kant, R.; Narender, T. *Adv. Synth. Catal.* **2013**, *355*, 3591. (d) Sathyanarayana, P.; Upare, A.; Ravi, O.; Muktapuram, P. R.; Bathula, S. R. *RSC Adv.* **2016**, *6*, 22749.
- (10) Song, Q.; Feng, Q.; Yang, K. *Org. Lett.* **2014**, *16*, 624.
- (11) Chen, X.; Peng, Y.; Li, Y.; Wu, M.; Guo, H.; Wang, J.; Sun, S. *RSC Adv.* **2017**, *7*, 18588.
- (12) Fan, W.; Yang, Y.; Lei, J.; Jiang, Q.; Zhou, W. *J. Org. Chem.* **2015**, *80*, 8782.
- (13) (a) Tang, C.; Jiao, N. *Angew. Chem. Int. Ed.* **2014**, *53*, 6646. (b) Zhou, W.; Fan, W.; Jiang, Q.; Liang, Y.-F.; Jiao, N. *Org. Lett.* **2015**, *17*, 2542.
- (14) Ma, H.; Zhou, X.; Zhan, Z.; Wei, D.; Shi, C.; Liu, X.; Huang, G. *Org. Biomol. Chem.* **2017**, *15*, 7365.
- (15) (a) Fang, Z.; Feng, Y.; Dong, H.; Li, D.; Tang, T. *Chem. Commun.* **2016**, 11120. (b) Fang, Z.; Wei, C.; Lin, J.; Liu, Z.; Wang, W.; Xu, C.; Wang, X.; Wang, Y. *Org. Biomol. Chem.* **2017**, *15*, 9974. (c) Wang, Y.; Wei, C.; Tang, R.; Zhan, H.; Lin, J.; Liu, Z.; Tao, W.; Fang, Z. *Org. Biomol. Chem.* **2018**, *16*, 6191.
- (16) Zhang, L.; Bi, X.; Guan, X.; Li, X.; Liu, Q.; Barry, B.-D.; Liao, P. *Angew. Chem. Int. Ed.* **2013**, *52*, 11303.
- (17) (a) Huang, L.; Cheng, K.; Yao, B.; Xie, Y.; Zhang, Y. *J. Org. Chem.* **2011**, *76*, 5732. (b) Zhang, C.; Feng, P.; Jiao, N. *J. Am. Chem. Soc.* **2013**, *135*, 15257. (c) Chen, X.; Chen, T.; Ji, F.; Zhou, Y.; Yin, S.-F. *Catal. Sci. Technol.* **2015**, *5*, 2197. (d) Bisz, E.; Szostak, M. *ChemSusChem* **2017**, *10*, 3964.
- (18) (a) Li, H.; He, Z.; Guo, X.; Li, W.; Zhao, X.; Li, Z. *Org. Lett.* **2009**, *11*, 4176. (b) Liu, J.; Ma, S. *Org. Lett.* **2013**, *15*, 5150. (c) Ratnikov, M. O.; Xu, X.; Doyle, M. P. *J. Am. Chem. Soc.* **2013**, *135*, 9475. (d) Shen, T.; Yuan, Y.; Song, S.; Jiao, N. *Chem. Commun.* **2014**, 4115. (e) Chen, X.; Chen, T.; Ji, F.; Zhou, Y.; Yin, S.-F. *Catal. Sci. Technol.* **2015**, *5*, 2197. (f) Wang, L.; Shang, S.; Li, G.; Ren, L.; Lv, Y.; Gao, S. *J. Org. Chem.* **2016**, *81*, 2189. (g) Xing, Q.; Lv, H.; Xia, C.; Li, F. *Chem. Commun.* **2016**, 489.
- (19) (a) Palomo, C.; Aizpurua, J. M.; Cuevas, C.; Urchegui, R.; Linden, A. *J. Org. Chem.* **1996**, *61*, 4400. (b) Fung, H. S.; Li, B. Z.; Chan, K. S. *Organometallics* **2012**, *31*, 570.
- (20) **Typical synthetic procedure:** To a mixture of **1a** (60 mg, 0.4 mmol) and NaN₃ (78 mg, 1.2 mmol) in DMF (2.0 mL) were added Fe₂(SO₄)₃ (16.0 mg, 0.04 mmol), TEMPO (12.5 mg, 0.08 mol) and H₂O (0.216 mL, 12 mmol). The reaction mixture was heated to 120 °C and stirred for 30 h under an oxygen atmosphere, until the substrate **1a** was consumed as indicated by TLC. The solvent was removed under reduced pressure and the residue was purified by flash column chromatography (eluent: petroleum ether/ethyl acetate = 2:1) to afford product **2a** (57.4 mg, 95% yield). ¹H NMR (500 MHz, CDCl₃): δ = 7.79 (d, *J* = 8.5 Hz, 2 H), 6.94 (d, *J* = 8.5 Hz, 2 H), 5.96 (s, 1 H), 5.74 (s, 1 H), 3.86 (s, 3 H). ¹³C NMR (125 MHz, CDCl₃): δ = 168.8, 162.5, 129.2, 125.5, 113.7, 55.4. HRMS (ESI): *m/z* [M+H]⁺ calcd. for C₈H₁₀NO₂: 152.0712; found: 152.0714.