
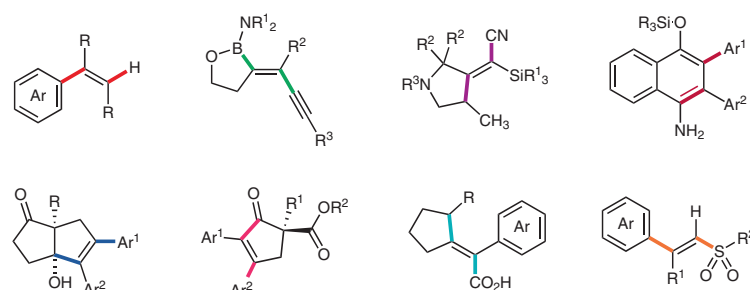


# Nickel-Catalyzed *anti*-Selective Alkyne Functionalization Reactions

Sydney E. Bottcher  
Lauren E. Hutchinson  
Dale J. Wilger\* 

Samford University, Department of Chemistry and Biochemistry,  
800 Lakeshore Dr., Birmingham, AL 35229, USA  
dwilger@samford.edu



Received: 30.03.2020

Accepted after revision: 19.05.2020

Published online: 22.06.2020

DOI: 10.1055/s-0040-1707885; Art ID: ss-2020-m0170-sr

**Abstract** Nickel-catalyzed *anti*-selective alkyne functionalization reactions are reviewed with an emphasis on the mechanisms that lead to their observed stereoselectivity. Since the isomerization of alkenylnickel species plays a key role in a large number of these reactions, the potential mechanisms for these processes are also described in detail.

- 1 Introduction
- 2 *anti*-Selective Hydroarylation
- 3 *anti*-Selective Carboborylation
- 4 *anti*-Selective Dicarbofunctionalization
  - 4.1 Carbocyanative Cyclization
  - 4.2 Cyclization with Aryl Donors
  - 4.3 Cyclization with CO<sub>2</sub>
  - 4.4 Intermolecular Dicarbofunctionalization
- 5 *anti*-Selective Carbosulfonylation
- 6 Alkenylnickel Isomerization
- 7 Conclusions

**Key words** alkyne difunctionalization, Ni-catalyzed, cross-coupling, *anti*-selective, mechanistic studies, alkenylnickel

## 1 Introduction

Transition-metal-catalyzed alkyne hydro- and difunctionalization reactions are commonplace in modern synthetic chemistry. These reactions are popular because they produce synthetically relevant alkenes in a manner that is often regioselective and/or stereoselective. Because these reactions generally involve migratory insertion at the catalytic metal, *syn* selectivity is expected. A variety of different Ni-catalyzed alkyne functionalization reactions have, however, demonstrated *anti* stereoselectivity. These reactions are highlighted in this *Short Review* (Scheme 1), and their mechanisms are described whenever possible. The *anti*-selective reactions described in this review frequently (but

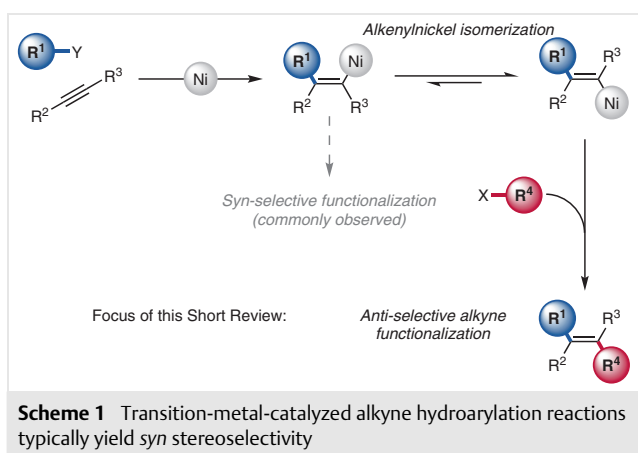


**Dale Wilger** (left) was born in 1984 in Buffalo, New York. He obtained his undergraduate degree in chemistry at Fredonia State. He pursued his graduate studies at the University of North Carolina at Chapel Hill within the lab of Professor Marcey Waters (2006–2011). After performing postdoctoral research with Professor David Nicewicz, he became a professor of chemistry at Samford University in Birmingham, Alabama (2015). Dr. Wilger's research interests include the development of novel Ni-catalyzed cross-coupling reactions and mechanistic studies related to these important transformations.

**Sydney Bottcher** (middle) was born in 1999 in Ft. Benning, Georgia. In 2018, she began an undergraduate degree in chemistry and biochemistry at Samford University where she joined the group of Professor Dale Wilger. Her research focuses on *anti*-selective alkyne hydroarylation reactions and subsequent modifications to form triaryl alkenes.

**Lauren Hutchinson** (right) was born in 2000 in Orlando, Florida. After receiving her high school diploma from The Master's Academy, she went on to study chemistry and biochemistry at Samford University. Lauren joined the research group of Professor Dale Wilger in 2019. Lauren's research focuses on organometallic chemistry and the Ni-catalyzed synthesis of indenones.

not exclusively) rely on the isomerization of catalytic alkenylnickel intermediates. The penultimate section of this review focuses on the different mechanisms that can lead to alkenylnickel isomerization since these processes are a common unifying feature for many *anti*-selective alkyne functionalization reactions.

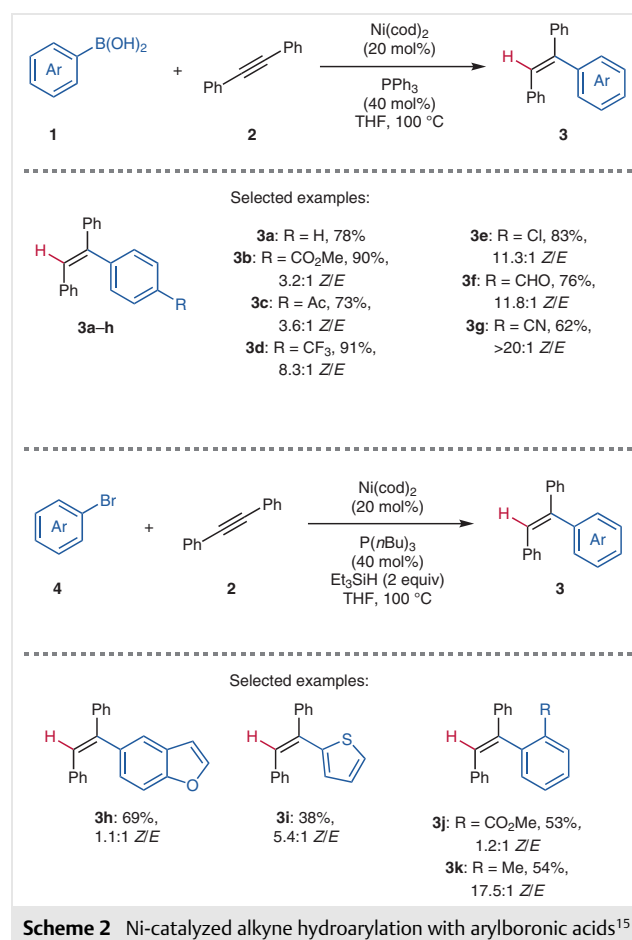


## 2 *anti*-Selective Hydroarylation

Transition-metal-catalyzed alkyne hydroarylation is a well-established approach for the stereoselective synthesis of alkenes.<sup>1</sup> Catalytic systems employing Cr,<sup>2</sup> Mn,<sup>3</sup> Fe,<sup>4</sup> Co,<sup>5</sup> Ni,<sup>6</sup> Cu,<sup>7</sup> Rh,<sup>8</sup> and Pd<sup>9</sup> have all been previously reported. Even though the mechanisms for these reactions vary, migratory insertion is often implicated as the key stereodefining step. Therefore, *syn* selectivity is commonly observed.<sup>2–9</sup> However, notable exceptions do exist. Fujiwara has reported an *anti*-selective alkyne hydroarylation reaction that directly activates C–H bonds in aromatic compounds.<sup>10</sup> The report by Fujiwara in 2000 was the first example of this reaction class to produce high *anti* stereoselectivity.<sup>10</sup> More recently, several Au-catalyzed alkyne hydroarylation reactions have demonstrated comparable *anti* selectivity with similar substrates.<sup>11</sup> This has helped to shed light on the mechanism of the Fujiwara hydroarylation, which likely proceeds through alkyne coordination and intermolecular nucleophilic attack by the arene (Wacker-type or Friedel–Crafts-type mechanisms).<sup>11–13</sup>

Similar to Pd, Ni is well known for being able to provide *syn*-selective alkyne hydroarylations within a variety of substrate classes.<sup>14</sup> Still, several different examples of *anti*-selective alkyne hydroarylation have been reported within the last decade. In 2011, Robbins and Hartwig reported two different sets of conditions for Ni-catalyzed alkyne hydroarylation, both of which provided moderate *anti* stereoselectivity with certain substrates.<sup>15</sup> Both sets of conditions required Ni(cod)<sub>2</sub> as a precatalyst (cod = 1,5-cyclooctadiene). The first preparation employed arylboronic acid derivatives **1** and diphenylacetylene **2** (Scheme 2). Triphenylphosphine was found to be the optimal supporting ligand under those conditions. Certain arylboronic acid derivatives with electron-withdrawing substituents provided trisubstituted alkenes **3** in high yields and high *anti* stereoselectivity. Clear trends regarding the observed *anti* stereoselectivity are challenging to identify. For example, ester and ketone groups at the *para* position of **1** provided low *anti* selectivi-

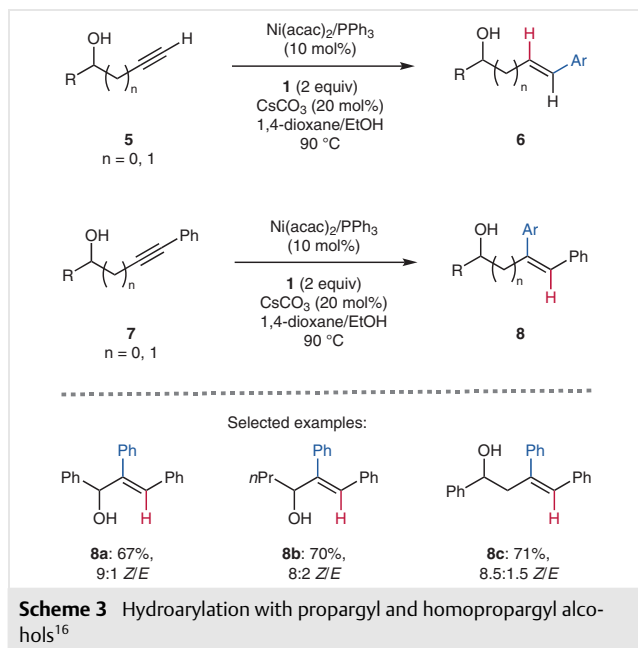
ty (**3b**, **3c**: ca. 3:1 *Z/E*), while an aldehyde and a nitrile group provided moderate and high *anti* selectivity, respectively (**3f**, **3g**: 11.8:1 and >20:1 *Z/E*).



The second synthetic procedure reported by Robbins and Hartwig engaged aryl bromides **4** and required triethylsilane as an added reductant (Scheme 2).<sup>15</sup> The optimal ligand in that preparation was tributylphosphine. The scope for this procedure was less extensive, but low to moderate *anti* stereoselectivity was observed when aryl bromides with *ortho* substituents were examined (**3j**, **k**). The primary focus of this report by Robbins and Hartwig was a new method for the high-throughput discovery of transition-metal-catalyzed reactions. A Cu-catalyzed oxidative (Chan–Lam) coupling reaction and a Cu-catalyzed alkyne hydroamination reaction were also reported. No potential mechanism for the hydroarylation reactions was discussed.

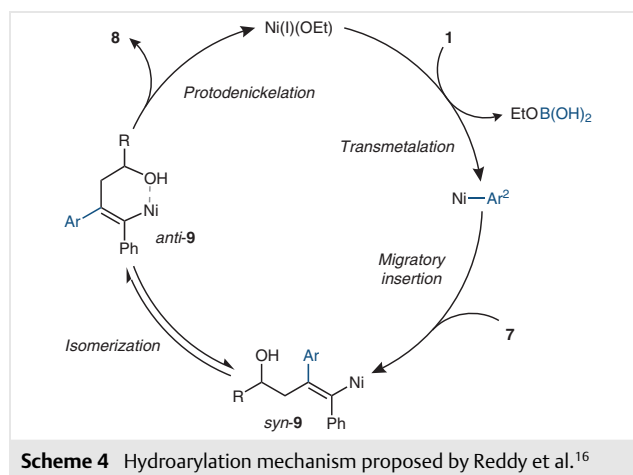
In 2017, Reddy et al. reported a Ni-catalyzed hydroarylation procedure for propargyl and homopropargyl alcohols (Scheme 3).<sup>16a</sup> Arylboronic acids served as the aryl donors. When terminal alkynes **5** were employed, hydroarylation products **6**, with linear regioselectivity and *syn* stereoselectivity, were obtained. When otherwise similar internal alkynes **7** were examined, hydroarylation products **8** were

isolated with the opposite regioselectivity and stereoselectivity. Reddy proposed a hydroarylation mechanism that operated entirely within the Ni(I) oxidation state. This proposed mechanism was based on findings previously reported by Liu (see below).<sup>17</sup>



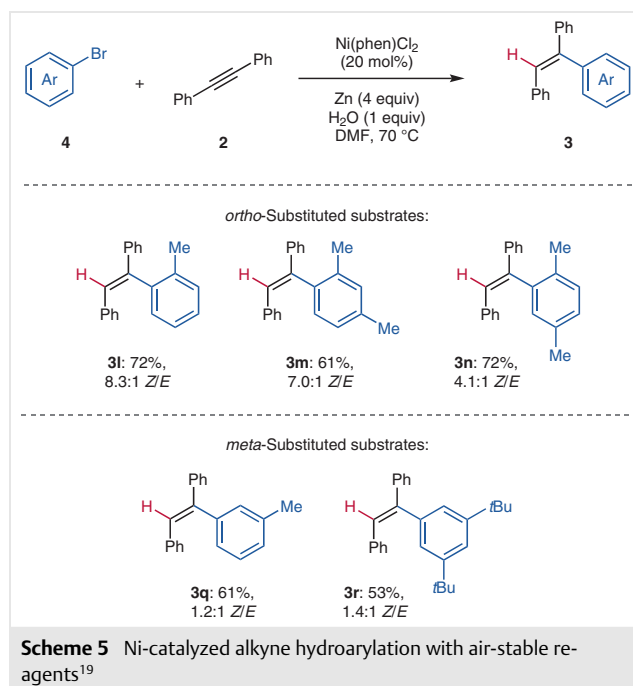
The mechanism described by Reddy et al. involved transmetalation, *syn*-selective migratory insertion to give **9**, and protodenickelation to give **8** (Scheme 4). Interestingly, the change in regioselectivity observed for internal alkynes suggested that the orientation for migratory insertion depended on steric factors and not on directing group coordination, or at least that steric factors could override the stabilization provided by directing group coordination. Reddy proposed that isomerization of the alkenylnickel intermediate *syn*-**9** allowed for the formation of the *anti* hydroarylation product. Coordination of the directing group to the metal center would stabilize *anti*-**9** and provide the thermodynamic driving force for the observed stereoselectivity. This same rationale was provided by Cheng et al. to explain the *anti* stereoselectivity observed when propargylic substrates were employed in a Co-catalyzed alkyne hydroarylation procedure.<sup>18</sup> In that report, Cheng et al. observed *syn* selectivity with nearly all other alkyne substrates. Both Cheng et al. and Reddy et al. reported no stereoselectivity (1:1 *Z/E*) when alkynes lacking coordinating directing groups were examined.<sup>16,18</sup>

In 2019, Wilger et al. reported a Ni-catalyzed alkyne hydroarylation procedure that required only air-stable precatalysts, reagents, and substrates (Scheme 5; phen = 1,10-phenanthroline).<sup>19</sup> This reaction supplied trisubstituted alkenes **3** under operationally simple and inherently scalable conditions. Aryl bromides **4** served as aryl donors un-

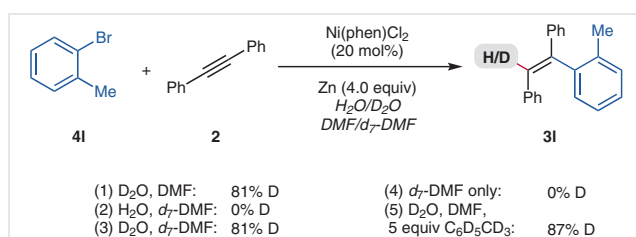


der reductive conditions with Zn and water. Certain aryl bromides provided moderate *anti* stereoselectivity, similar to previous reports, although numerous substrates behaved differently. Aryl bromides with *ortho* substituents provided adequate *anti* stereoselectivity (**3l-p**). Aryl bromides with *meta* substituents provided low *anti* stereoselectivity (**3q,r**). Aryl bromides with a *para* substituent provided good yields, but no measurable stereoselectivity (1:1 *Z/E*). This stood in stark contrast to the report by Hartwig and Robbins, which recorded high *anti* stereoselectivity with several different *para*-substituted arylboronic acids.<sup>15</sup>

Wilger et al. performed deuterium-labeling experiments with D<sub>2</sub>O, *d*<sub>7</sub>-DMF, and *d*<sub>8</sub>-toluene in order to better define the mechanism for Ni-catalyzed alkyne hydro-

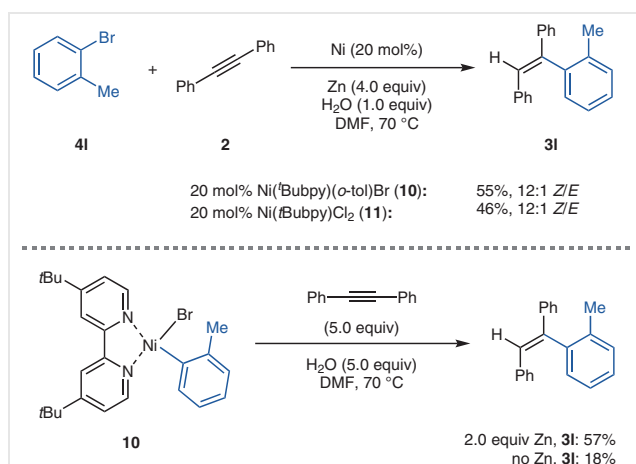


arylation (Scheme 6). These experiments indicated that the vinyl hydrogen atom in **3** was primarily derived from added water. Small quantities (<20%) of **3** were likely created via Ni–C bond homolysis and hydrogen-atom transfer, especially under anhydrous conditions. The hydrogen atom donor was not the solvent under any of the conditions examined. Hydrogen atom abstraction most likely occurred from benzylic groups in **3** or **4** since added *d*<sub>8</sub>-toluene could contribute to product deuteration.



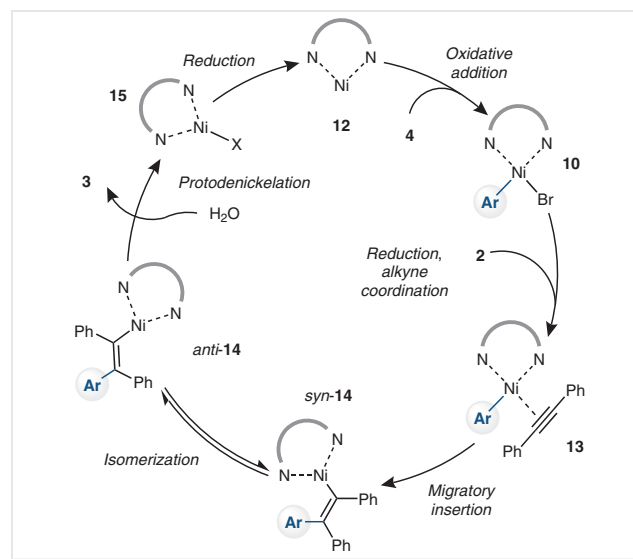
**Scheme 6** Deuterium-labeling experiments for alkyne hydroarylation<sup>19</sup>

Wilger et al. also performed mechanistic experiments with a Ni(II) aryl bromide complex, Ni(<sup>t</sup>Bubpy)(*o*-tol)Br **10** (Scheme 7; <sup>t</sup>Bubpy = 4,4'-di-*tert*-butyl-2,2'-dipyridyl). The complex **10** was competent as a precatalyst when compared to Ni(<sup>t</sup>Bubpy)Cl<sub>2</sub> **11**, indicating that a Ni(II) aryl halide complex is a likely catalytic intermediate.<sup>14d</sup> Stoichiometric experiments with **2**, **4I**, and **10** indicated that Zn was required for adequate chemical yield. This suggested that at least one of the relevant catalytic intermediates exists in the Ni(I) oxidation state.<sup>14d,20</sup> Additional mechanistic experiments indicated that an arylzinc intermediate was not likely. Other protic donors (such as MeOH, EtOH, <sup>i</sup>PrOH, and <sup>t</sup>BuOH) gave similar *Z/E* ratios, indicating that the diastereoselectivity of these reactions was not affected by the rate of protodemetallation.



**Scheme 7** Mechanistic experiments with a Ni(II) aryl bromide complex<sup>19</sup>

Wilger et al. proposed the mechanism shown below for Ni-catalyzed alkyne hydroarylation (Scheme 8).<sup>19</sup> Off cycle, the Ni(II) precatalyst is reduced to an active Ni(0) species **12** by Zn. Oxidative addition into the C–Br bond of **4** would produce an intermediate analogous to **10**. Subsequent reduction with Zn and alkyne coordination would give a Ni(I) complex **13**. Migratory insertion would produce *syn*-**14**. Isomerization of the alkenylnickel isomer *syn*-**14** to *anti*-**14** and protodemetalation would provide **3**, and the net effect of an *anti*-selective hydroarylation. Reduction of **15** by Zn would facilitate catalytic turnover. It has been shown that Zn is capable of reducing Ni(II) aryl halide complexes to Ni(I) aryl complexes.<sup>21</sup> Therefore, Wilger et al. proposed that single-electron reduction occurs with **10** before migratory insertion and other subsequent steps. Since the complex **10** can produce non-negligible quantities of **3** without reductant, it may be possible that the requisite alkene-forming steps can occur from both the Ni(I) and Ni(II) oxidation states, but that product formation is faster from the Ni(I) oxidation state.



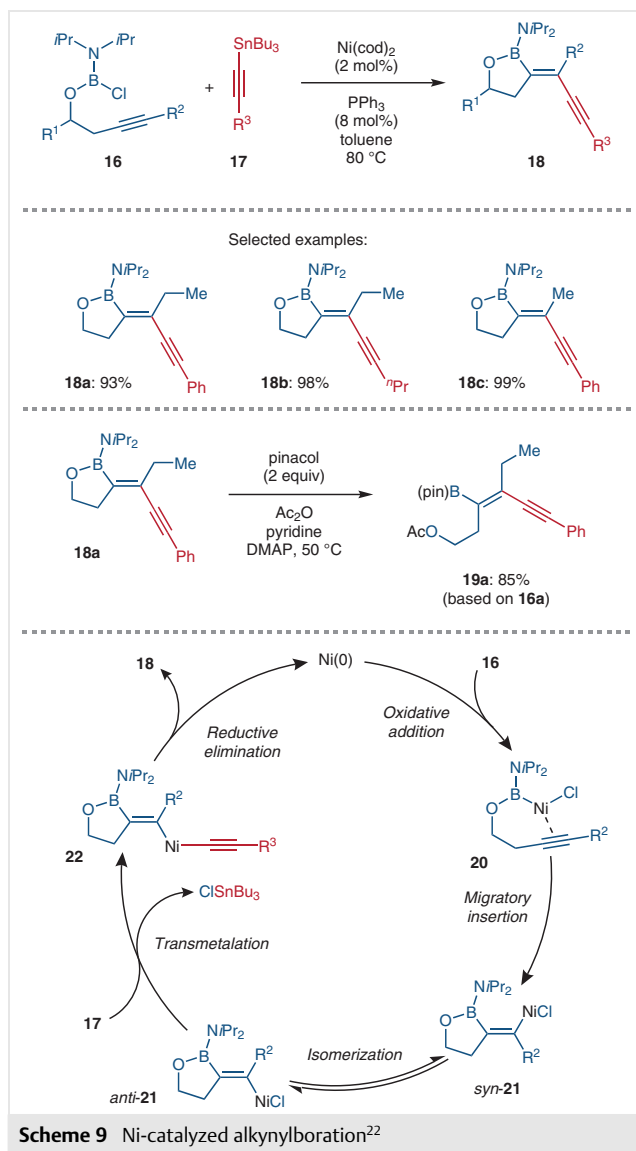
**Scheme 8** Mechanism proposed for Ni-catalyzed alkyne hydroarylation<sup>19</sup>

The substrate scope for this reaction suggested that the thermodynamic driving force for isomerization was steric repulsion within the alkenylnickel intermediates *syn*-**14** and *anti*-**14**. Aryl groups with *ortho* substituents are more sterically demanding, and equilibration through reversible isomerization would therefore tend to position these groups further away from the Ni center. This explains why *ortho* substituents on the aryl donors led to higher diastereoselectivity, while *meta* substituents led to low levels of selectivity, and *para* substituents led to no measurable selectivity. If the hydroarylation reaction reported by Hartwig and Robbins operates with a similar mechanism, then *para*-substituted aryl donors may have provided better selectivity

because phosphine ligands were used. Bipyridyl ligands are planar and possibly capable of rotating away from the substituted aryl group. Phosphine ligands are trigonal pyramidal and therefore present a greater three-dimensional steric profile. The observation that the more sterically hindered 'Bubby ligand provided higher *anti* stereoselectivity compared to phenanthroline is consistent with this hypothesis. Steric repulsion is often implicated as the driving force for alkenylnickel isomerization in other catalytic reactions (see below).

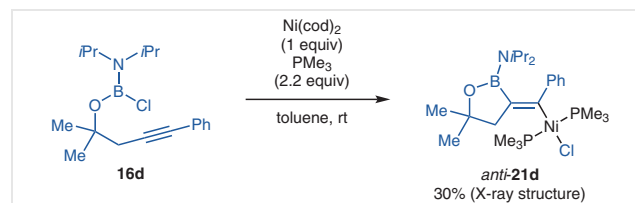
### 3 *anti*-Selective Carboborylation

Organoboron compounds are viewed as some of the most versatile cross-coupling partners available to synthet-



ic chemists. Aryl- and vinylboron reagents can be employed in a vast array of C–C bond-forming reactions. This has led to an interest in synthesizing organoboron reagents with increasing functionalization. In 2005, Suginome et al. reported an *anti*-selective Ni-catalyzed alkynylboration reaction (Scheme 9).<sup>22</sup> This cross-coupling was developed based on observations from a previously reported *syn*-selective cyanoboration reaction.<sup>23</sup> Chloroboryl homopropargylic ethers **16** and alkynylstannanes **17** underwent clean 5-*exo* cyclization and carboboration across the alkyne triple bond, forming substituted alkene derivatives **18**. The precatalyst used for this transformation was Ni(cod)<sub>2</sub>. Triphenylphosphine was found to be the optimal supporting ligand for catalytic reactions. The products **18** were moisture sensitive and were therefore converted into pinacolborane derivatives **19** before silica gel chromatography.

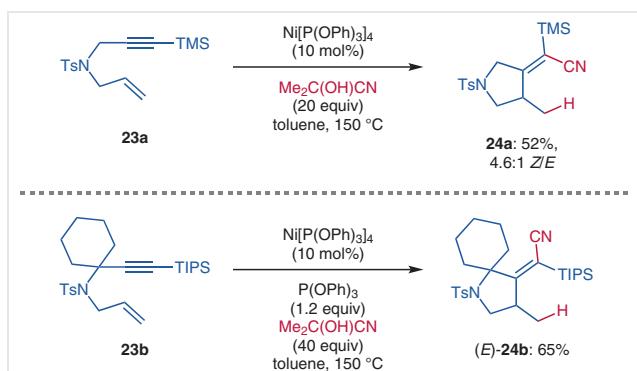
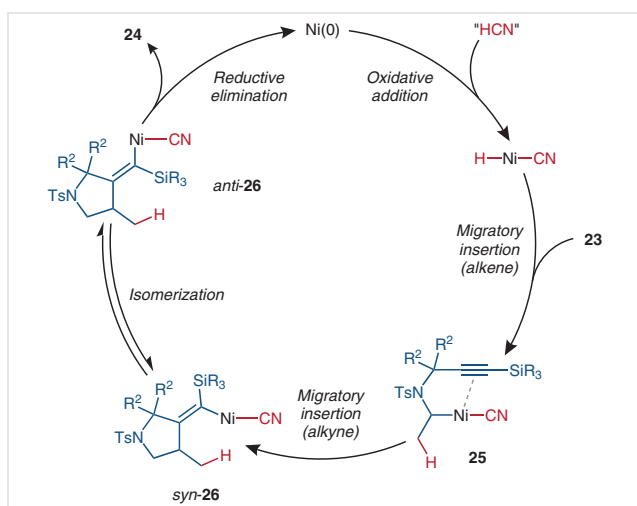
Suginome et al. proposed a mechanism that began with oxidative addition into the B–Cl bond to give **20**. Migratory insertion of the alkyne into the Ni–B bond would give *syn*-**21**. Isomerization would produce *anti*-**21**, then transmetalation would produce **22**, and reductive elimination would produce **18**. Steric repulsion between the diisopropylamino group and the phosphine-ligated Ni center in *syn*-**21** was proposed to drive the isomerization process. This hypothetical mechanism was strongly bolstered by the isolation and characterization of *anti*-**21d**, which was synthesized via a stoichiometric reaction between **16d**, Ni(cod)<sub>2</sub>, and the ligand PMe<sub>3</sub> (Scheme 10). X-ray analysis of *anti*-**21d** clearly showed the *trans* configuration of the C–B and C–Ni bonds.



## 4 *anti*-Selective Dicarbofunctionalization

### 4.1 Carbocyanative Cyclization

In 2013, Arai et al. reported a Ni-catalyzed cyclative carbocyanation for enynes (Scheme 11).<sup>24</sup> This procedure used Ni(P(OPh)<sub>3</sub>)<sub>4</sub> as a precatalyst and acetone cyanohydrin as a HCN source. The enynes **23** underwent carbocyanative 5-*exo*-cyclization to produce **24**. In certain cases, stoichiometric quantities of the P(OPh)<sub>3</sub> ligand were found to be beneficial. When less sterically congested enynes were examined, **24** was obtained with low *syn* selectivity (3–5:1 *Z/E*). More sterically congested enynes gave **24** with very high *anti* selectivity (>20:1 *E/Z*). The substrate scope for this transformation was somewhat limited, but importantly, this study

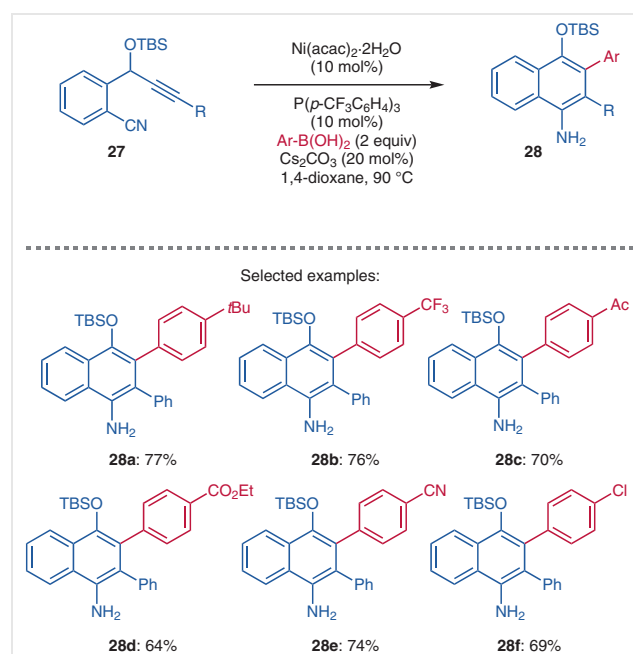
Scheme 11 Ni-Catalyzed carbocyanative cyclization of enynes<sup>24</sup>Scheme 12 Carbocyanative cyclization mechanism<sup>24</sup>

provided the first example of an *anti*-selective carbocyanation.

Arai et al. proposed a mechanism beginning with oxidative addition of HCN or the cyanohydrin (Scheme 12). Migratory insertion of the alkene group in **23** would produce **25** and subsequent alkyne carbometalation would produce *syn*-**26**. Isomerization of the alkenylnickel intermediate *syn*-**26** is likely driven by steric repulsion between the bulky silyl group and  $\alpha$ -substituents on the enyne scaffold. Reductive elimination of *anti*-**26** would provide the product **24**. Some evidence for migratory insertion of the alkene with the opposite regioselectivity (6-*exo* cyclization products) was observed during optimization. In addition to influencing alkenylnickel isomerization, bulky silyl groups were also necessary to discourage an initial migratory insertion of the more reactive C–C triple bond, a reaction that did not result in cyclization.

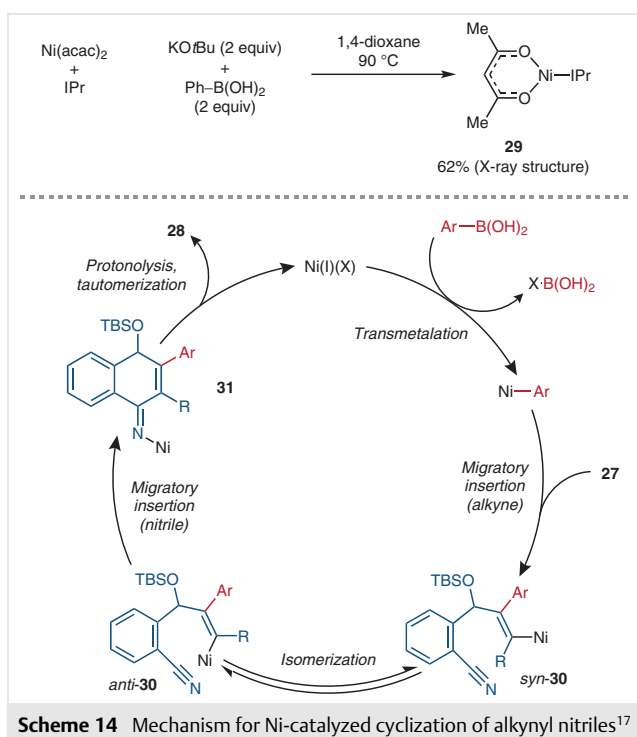
## 4.2 Cyclization with Aryl Donors

In 2016, Liu et al. reported a Ni-catalyzed cyclization of alkynyl nitriles **27** to produce 1-naphthylamines **28** (Scheme 13).<sup>17</sup> This transformation was necessarily facilitated by the isomerization of an alkenylnickel intermediate. Arylboronic acids **1** served as the aryl donors. Yields for the reaction were good when a wide variety of different arylboronic acids **1** and substituted alkynyl nitriles **27** were used. Arylboronic acids with either electron-donating or electron-withdrawing substituents were tolerated, as were sensitive functional groups such as ketones, esters, nitriles, and halides. A similarly wide scope was observed for substituents on **27**, although alkyl substituents on the alkyne moiety resulted in substantially lower yields.

Scheme 13 Ni-Catalyzed cyclization of alkynyl nitriles<sup>17</sup>

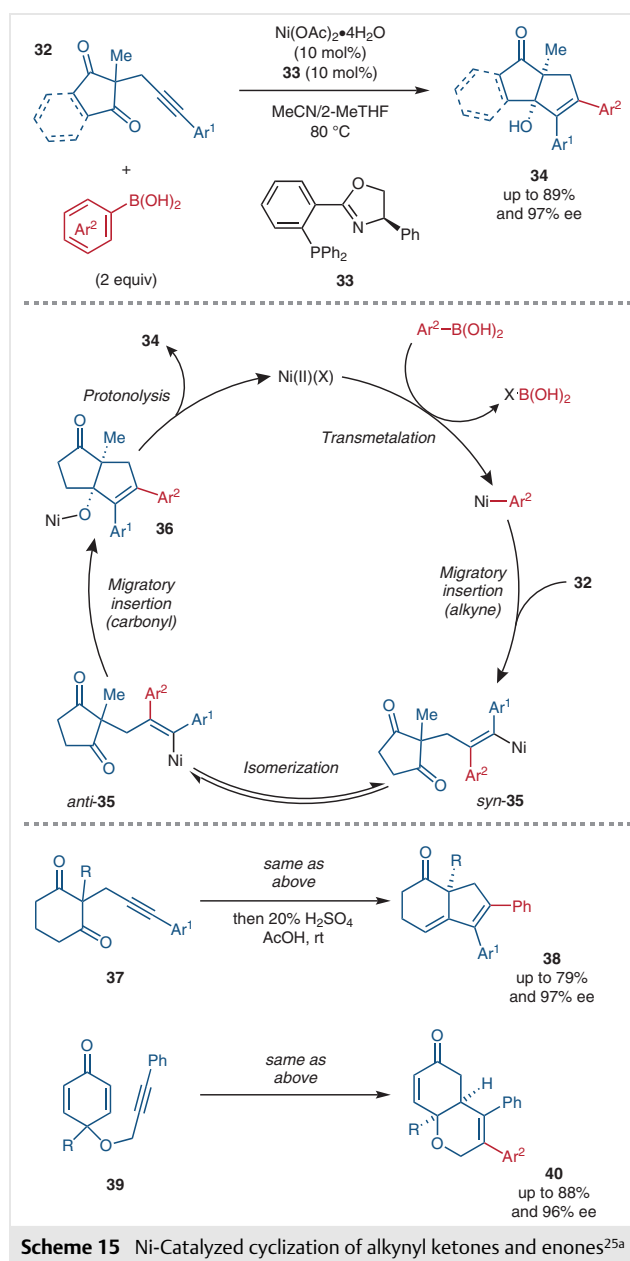
Liu et al. performed several mechanistic experiments and found the Ni precatalyst Ni(acac)<sub>2</sub>, arylboronic acid **1**, KO<sup>t</sup>Bu, and the ligand IPr produced a Ni(I) species IPrNi(acac) **29** (Scheme 14; IPr = 1,3-bis(2,6-diisopropylphenyl)imidazole-2-ylidene). The Ni(I) complex **29** was characterized by X-ray analysis. The complex **29** was found to be catalytically competent (yield = 53%) when compared to mixtures of Ni(acac)<sub>2</sub> and the IPr ligand (yield = 64%). This suggested that a Ni(I) complex analogous to **29** is a catalytic intermediate in the cyclization reaction.

Liu et al. proposed a catalytic mechanism that began with transmetalation to form a Ni(I) aryl species. Migratory insertion with the C–C triple bond would produce *syn*-**30**. Isomerization to the alkenylnickel isomer *anti*-**30** must occur before cyclization with the nitrile C–N triple bond.



Protonolysis of **31** and tautomerization would produce **28**. The regioselectivity of the alkyne migratory insertion step is critical to the transformation. Substrates lacking the OTBS group provided very low yields (ca. 10%), implying that the substituent might play a role in directing the regioselectivity of alkyne migratory insertion. To our knowledge, this report by Liu was the first example of a catalytic reaction in which equilibrating alkenylnickel species are trapped via a cyclization event that is specific to the *anti* stereoisomer. Several other examples described below share this mechanistic feature.

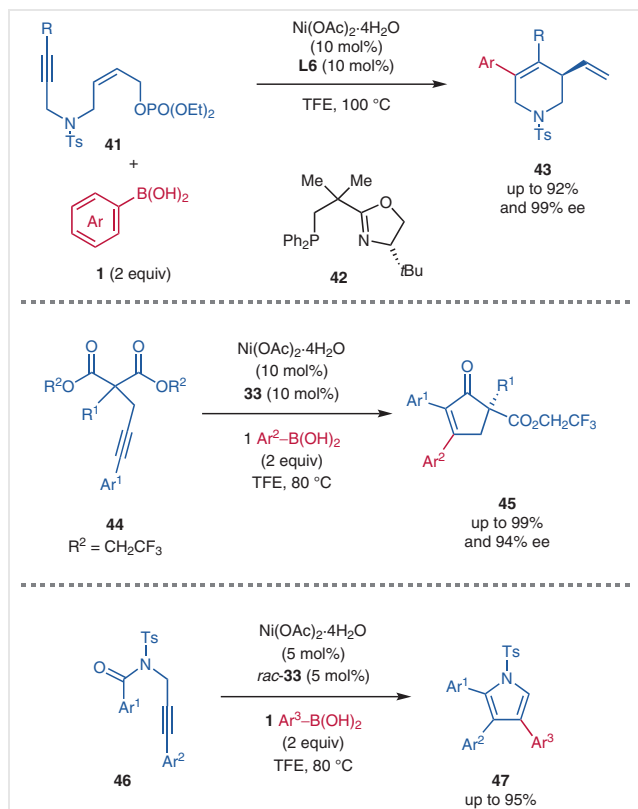
In 2016, nearly concurrently with Liu's seminal example, Lam et al. reported a highly enantioselective catalytic cyclization reaction that was also facilitated by an alkenylnickel isomerization process (Scheme 15).<sup>25a</sup> Alkynyl 1,3-diketones **32** underwent enantioselective cyclization with arylboronic acids **1** as aryl donors. The chiral bicyclic  $\beta$ -hydroxyketone products **34** were obtained with excellent yields and enantioselectivities when the phosphinoxazoline ligand **33** was used in conjunction with a  $\text{Ni}(\text{OAc})_2 \cdot 4\text{H}_2\text{O}$  precatalyst. Lam et al. proposed a mechanism that began with transmetalation and alkyne migratory insertion to produce *syn*-**35**. The isomerization of *syn*-**35** is driven by the removal of *anti*-**35** from the reaction mixture via cyclization with the pendant carbonyl group. Protonation of the Ni alkoxide intermediate **36** provides the product **34** and catalyst turnover. Additionally, cyclohexane-1,3-diones **37** and cyclohexa-1,3-dienones **39** provided



the cyclic products **38** and **40**, respectively, with high yields and enantioselectivities.

The Lam group has reported several other enantioselective cyclization reactions that operate with similar mechanistic principles (Scheme 16). In 2017, Lam et al. reported a Ni-catalyzed cyclization with amine-tethered 1,6-enynes **41** and arylboronic acid donors **1**. In this case,  $\text{Ni}(\text{OAc})_2 \cdot 4\text{H}_2\text{O}$  and the NeopHOX ligand **42** provided cyclic amine products **43** with high yields and enantioselectivities.<sup>25b</sup> The *Z*-configuration of the alkene moiety in **41** was found to be critical for cyclization to occur. In 2018, Lam et al. reported a Ni-catalyzed desymmetrization of propargyl-

substituted malonate esters **44** to produce cyclic products **45**.<sup>25c</sup> The ligand **33** once again provided high yields and enantioselectivities. The substrate scope for the arylboronic acids and aryl alkynes was extensive in this report. This procedure allowed for gram-scale enantioselective syntheses. In 2018, Lam et al. reported a Ni-catalyzed cyclization for propargyl-substituted amides **46**.<sup>25d</sup> The pyrrole products **47** in this report were achiral, but yields were high and a wide variety of different aryl groups could be incorporated. All three reactions shown in Scheme 16 are proposed to occur through a similar mechanism involving transmetalation (from **1**), regioselective and *syn*-selective alkyne migratory insertion, alkenylnickel isomerization, and cyclization of the *anti* alkenylnickel stereoisomer. In 2018, Reddy et al. reported a Ni-catalyzed cyclization reaction for alkynyl azides that synthesized diarylquinolines in a closely related manner.<sup>16b</sup>

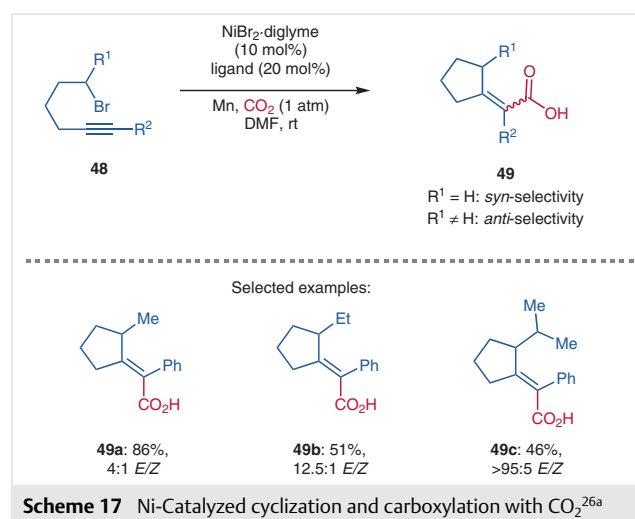


Scheme 16 Ni-Catalyzed cyclization of bifunctional substrates<sup>25b,c,d</sup>

### 4.3 Cyclization with CO<sub>2</sub>

In 2015, Martin et al. reported a cyclative carboxylation for unactivated primary and secondary alkyl halides with CO<sub>2</sub> (Scheme 17).<sup>26a</sup> As a C1 synthon, CO<sub>2</sub> is ideal in terms of its cost, availability, and environmental impact. Martin et al. found that the precatalyst NiBr<sub>2</sub>-diglyme was effective in combination with bipyridyl ligands such as bathophenan-

tholine, bathocuproine, or neocuproine. Mn was used as a reductant. Primary alkyl bromides **48** provided *syn*-selective cyclization products **49**. Bathocuproine was found to be the optimal ligand for primary alkyl bromides. Secondary bromides **48** formed *anti*-selective cyclization products **49**. Neocuproine was found to provide the highest *anti* selectivity when secondary alkyl bromides were employed. Similar to previously described examples, steric repulsion appeared to play a role in the diastereoselectivity of this transformation. Stoichiometric experiments with Ni(0)/Ni(II) catalytic cycle was not likely. Martin et al. proposed that a Ni(I) intermediate was relevant. The mechanism for alkenylnickel isomerization in this reaction is described in Section 6. In 2016, Martin et al. reported a related Ni-catalyzed carboxylation for unactivated primary, secondary, and even tertiary alkyl chlorides with CO<sub>2</sub>;<sup>26b</sup> an impressive feat given the recalcitrant nature of these electrophiles in cross-coupling reactions. Several secondary alkyl chlorides demonstrated similar *anti* selectivity in that report as well.<sup>26b</sup>



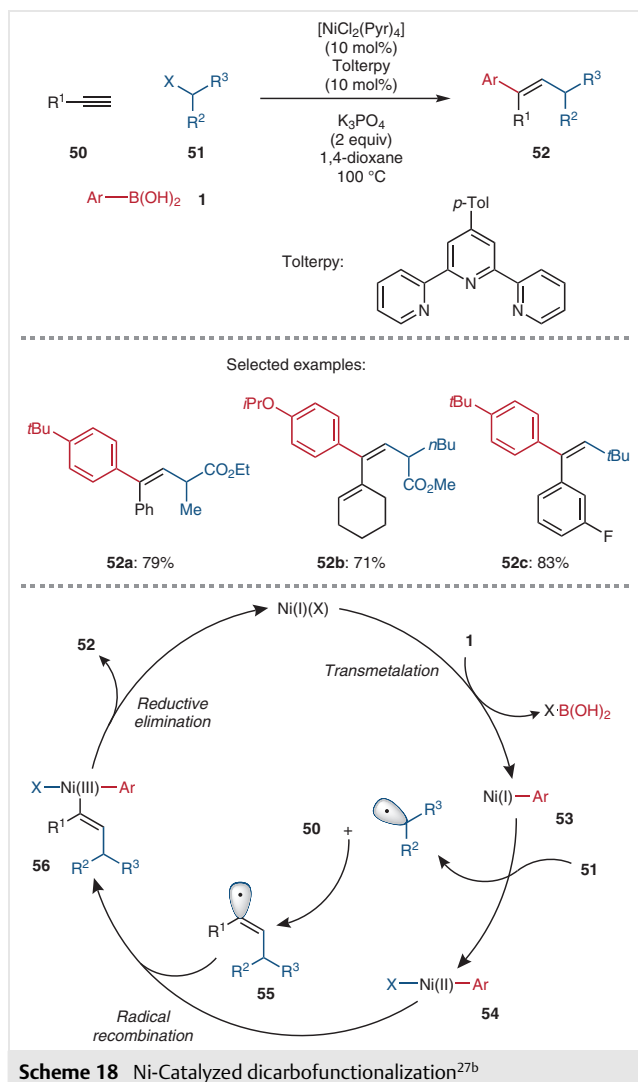
Scheme 17 Ni-Catalyzed cyclization and carboxylation with CO<sub>2</sub><sup>26a</sup>

### 4.4 Intermolecular Dicarbofunctionalization

The Nevado group has reported several intermolecular alkyne difunctionalization reactions that provide *anti* stereoselectivity through mechanisms that are distinct from those described above.<sup>27</sup> In 2016, Nevado et al. reported that terminal alkynes **50**, arylboronic acids **1**, and alkyl halides **51** could serve as carbon-based building blocks for stereoselective alkene synthesis (Scheme 18).<sup>27b</sup> The chemical yields for alkenes **52** were good and the *anti* stereoselectivities were excellent (>99:1 in most cases). Moreover, the substrate scope for this cross-coupling was extensive. Even tertiary halides such as *tert*-butyl iodide could be used as alkyl donors within this procedure. Control experiments indicated that free radical inhibitors such as TEMPO or BHT



halted reactivity. Reactions with both Ni(0) and Ni(II) precursors failed to provide vinyl halides without **1** or with substoichiometric quantities of **1**. Nevado et al. hypothesized that a catalytic Ni(I)/Ni(III) cycle was operating. It was proposed that transmetalation with **1** would produce a Ni(I) aryl species **53** capable of intercepting **51**. This reaction would generate a Ni(II) aryl halide species **54** and a carbon-centered radical. The carbon-centered radical would add to the terminal alkyne **50** in an intermolecular fashion and produce a freely interconverting vinyl radical **55**. Selective radical recombination of **55** with **54** would provide the Ni(III) complex **56** and explain the observed diastereoselectivity. Reductive elimination from **56** would furnish the product **52** and regenerate the Ni(I) catalyst.

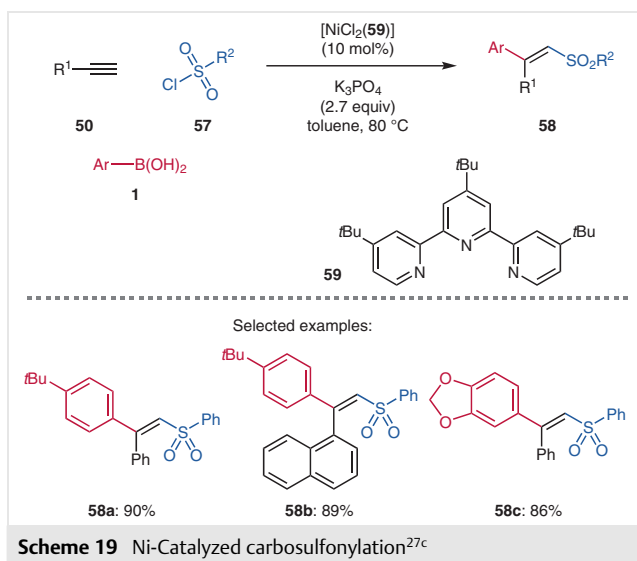


## 5 *anti*-Selective Carbosulfonylation

In 2017, Nevado et al. reported a Ni-catalyzed *anti*-selective alkyne carbosulfonylation reaction (Scheme 19).<sup>27c</sup> Terminal alkynes **50**, arylboronic acids **1**, and sulfonyl chlorides **57** combined to produce highly substituted vinyl sulfones **58** in high yields and high *anti* stereoselectivities. In this case, a preformed catalyst with a unique ligand **59** was optimal (**59** = 4,4',4''-tri-*tert*-butyl-2,2':6',2''-terpyridine). The substrate scope for this reaction was broad. Nevado et al. proposed a mechanism very similar to the previously reported Ni-catalyzed dicarbofunctionalization reaction shown above (Scheme 18). A Ni(I) aryl complex was hypothesized to react with **57** to produce sulfonyl radicals. These sulfonyl radicals would add to **50** to generate freely interconverting vinyl radicals in much the same way. Selective recombination of these carbon-centered radicals with a Ni(II) aryl halide complex and reductive elimination would explain product formation and the observed diastereoselectivity. These alkyne difunctionalization mechanisms are unique compared to the other examples covered in this review. These reports have so far been limited to terminal alkynes, but the *anti* stereoselectivities have been exceptional. Similar approaches will likely be used to develop future *anti*-selective alkyne functionalization reactions.

## 6 Alkenylnickel Isomerization

Many of the *anti*-selective alkyne functionalization reactions described above rely on the isomerization of key alkenylnickel intermediates to provide adequate stereoselection. Numerous thermodynamic and kinetic factors influence the relative abundance of these alkenylnickel isomers, including steric repulsion, directing group coordination, and/or subsequent irreversible reactions. While these relationships that dictate the relative differences between alkenylnickel stereoisomers are often easily inferred, the kinetic factors that render one alkenylnickel species configurationally stable, and another configurationally labile, are more challenging to determine. It should be emphasized that C=C double-bond isomerization is not inherent to all alkenylnickel species. Numerous *syn*-selective alkyne functionalizations and other cross-coupling reactions require alkenylnickel species that are configurationally stable.<sup>14,28</sup> Understanding how alkenylnickel complexes undergo isomerization is highly important since it may allow further reaction development. Furthermore, in some cases the isomerization of alkenylnickel intermediates has led to the loss of stereochemical integrity.<sup>28</sup> Therefore, there are compelling arguments for being able to both selectively facilitate and prevent alkenylnickel isomerization. It should also be emphasized that C=C double-bond isomerization is not entirely unique to Ni. Alkenylcobalt,<sup>18</sup> alkenylruthenium,<sup>29</sup> alkenylrhodium,<sup>30</sup> alkenylpalladium,<sup>31</sup> and alkenylosmium<sup>32</sup>



complexes are also known to undergo isomerization processes that can help inform the discussion regarding alkenylnickel intermediates.

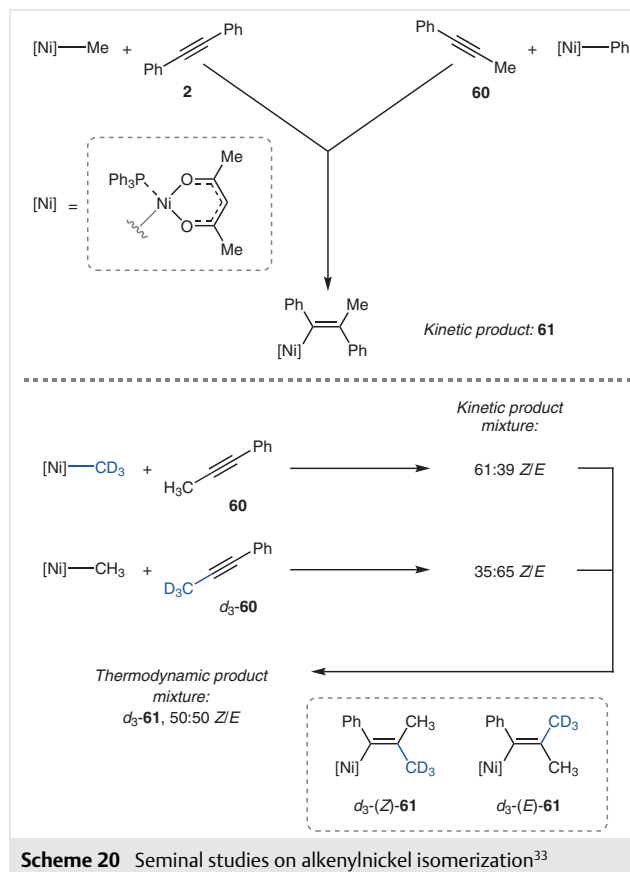
In 1979, Huggins and Bergman demonstrated that the rapid isomerization of alkenylnickel species can explain the observation of kinetic products with apparent *anti* stereoselectivity (Scheme 20).<sup>33</sup> The authors elegantly showed that Ni(acac)(PPh<sub>3</sub>)Me and Ni(acac)(PPh<sub>3</sub>)Ph add to diphenylacetylene **2** and 1-phenylpropyne **60**, respectively, to give the same kinetic product **61**. Moreover, Huggins and Bergman went on to show that reactions with isotopically labelled components (**60** and *d*<sub>3</sub>-**60**) undergo an initial addition reaction with measurable *syn* selectivity and then equilibrate to form a statistical mixture of isomers (*d*<sub>3</sub>-**61**). This report by Huggins and Bergman was the first to experimentally determine that *anti*-selective alkyne functionalization reactions could be explained by the isomerization of alkenylnickel species.

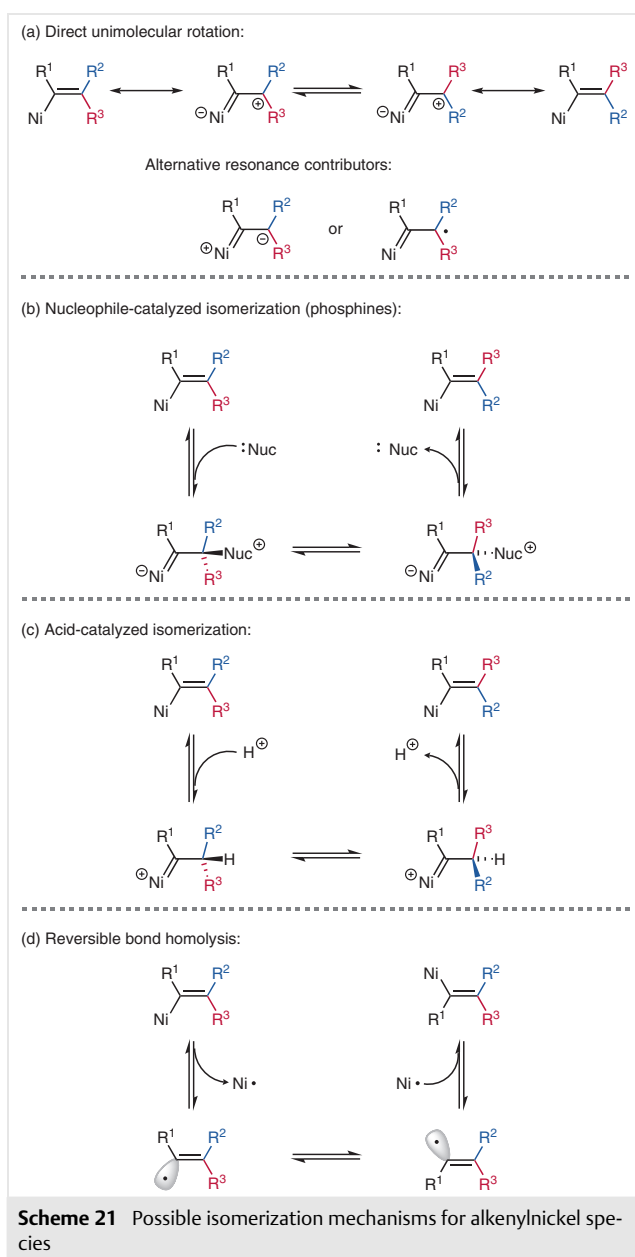
The report by Huggins and Bergman was also innovative because they carefully investigated the mechanism for alkenylnickel isomerization.<sup>33</sup> The authors noted that direct unimolecular rotation about the alkenylnickel C=C double bond was the most straightforward explanation conceptually, but ultimately discredited this mechanism based on experimental evidence (see below).<sup>33</sup> A wide variety of mechanisms could explain the isomerization of alkenylnickel species. Several of these possible mechanisms are illustrated in Scheme 21. We suggest that mechanisms involving: (a) direct unimolecular rotation, (b) reversible nucleophilic attack, (c) reversible protonation, and (d) reversible bond homolysis are the most relevant for consideration here. This is not meant to be an exhaustive list of all possible isomerization mechanisms. Since direct unimolecular rotation about an alkenylnickel double bond is argu-

ably the simplest mechanism for isomerization, it is discussed first.

Huggins and Bergman proposed that charge-separated resonance contributors might lower the barrier for unimolecular rotation about the alkenylnickel C=C double bond since they would impart more single-bond character to these species (Scheme 21a). Often referred to using different terms (dipolar,<sup>30b</sup> bipolar,<sup>31a</sup> zwitterionic,<sup>31b</sup> and/or carbene<sup>31c</sup>), similar resonance structures have been proposed to contribute to the isomerization of other alkenylmetal species.<sup>18,29–32</sup> Huggins and Bergman proposed a resonance structure in which the metal center has significant  $\pi$ -acidity and accepts electron density from the alkenyl ligand.<sup>33</sup> This is consistent with the final conclusion of Huggins and Bergman regarding the isomerization mechanism (see below).

Resonance structures proposed for alkenylrhodium and alkenylpalladium species are more typically represented with significant  $\pi$ -basicity and back-donation from the metal center to the alkenyl ligand.<sup>30,31</sup> These representations are consistent with the established  $\pi$ -donating abilities of these metals. There are several instances in which the extent of isomerization can be directly correlated with the electron density present at the metal center. For example, alkenylrhodium complexes with substituted triphenyl-



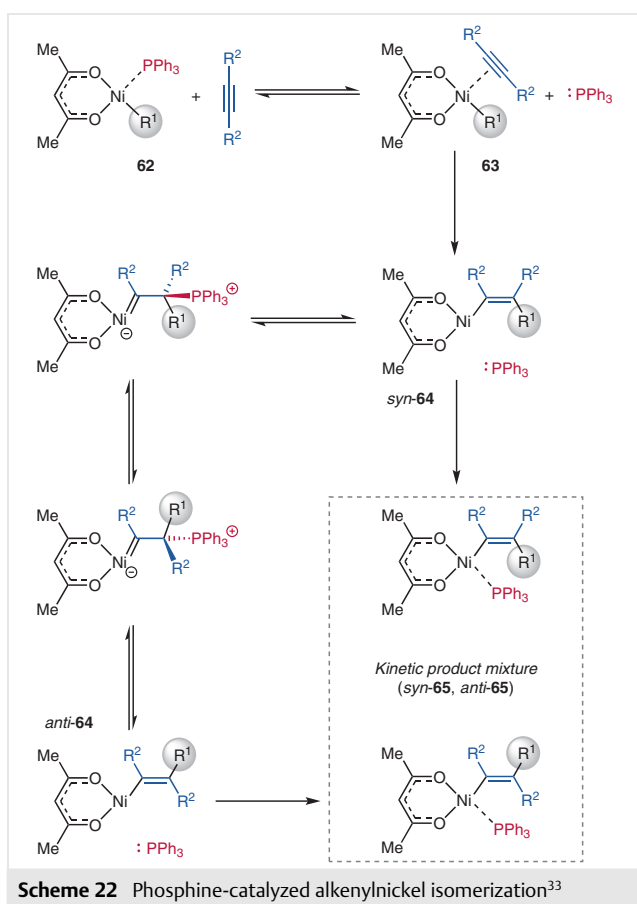


phosphine ligands ( $P(C_6H_4X)_3$ ) undergo isomerization with rates reflecting the relative electron-donating ability of the phosphine ligand ( $X = F < H < OCH_3$ ).<sup>30b</sup> In other instances, isomerization can be directly linked to the  $\pi$ -accepting ability of the alkenyl ligand. Alkynes with conjugated carbonyl substituents will often undergo isomerization, while alkynes lacking these substituents are configurationally stable under identical conditions.<sup>30a,b,31b</sup>

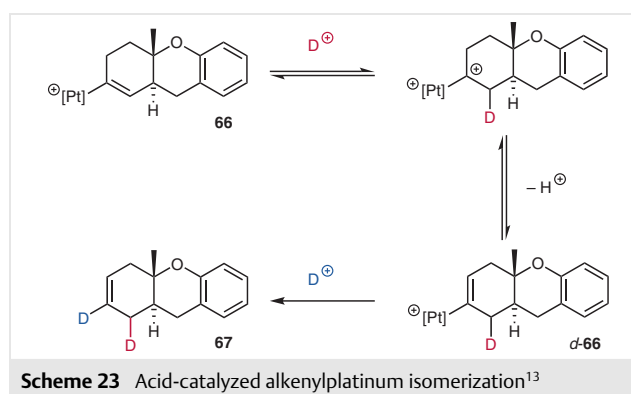
Catalytic intermediates in the Ni(I) oxidation state may facilitate isomerization in several of the difunctionalization reactions described above. A Ni(I) complex would possess greater electron density compared to a Ni(II) complex, and that would presumably facilitate back-donation consistent

with the examples above. The isomerization process observed by Huggins and Bergman occurred within the Ni(II) oxidation state, but the ancillary ligand was anionic (acac = acetylacetonate). That isomerization reaction was also found to be phosphine-catalyzed (see below). Importantly, a catalytic intermediate that is formally a Ni(I) complex may be more accurately described as a Ni(II) complex with a reduced (radical-anion) ligand.<sup>34</sup> That electronic structure would resemble the Ni complexes studied by Huggins and Bergman more closely. It should be noted that Liu,<sup>17</sup> Wilger,<sup>19</sup> and Martin<sup>26</sup> have all independently reported alkenylnickel isomerization and each of these reports implicated Ni(I) species as key catalytic intermediates. Because Ni(I) species are odd-electron intermediates it may be prudent to consider resonance contributors that distribute spin density throughout the alkenyl ligand.

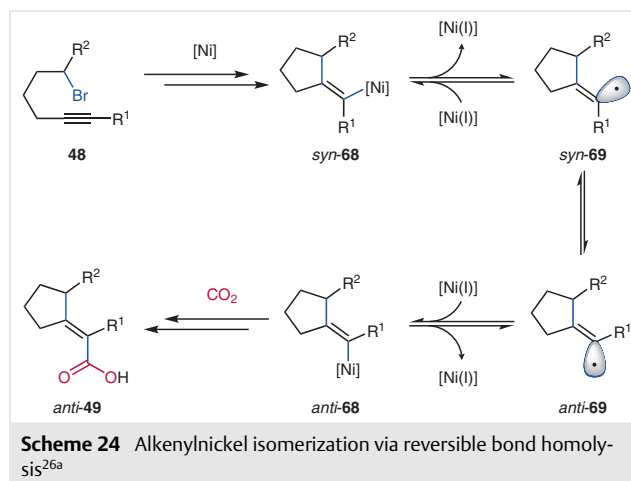
Huggins and Bergman's study of alkenylnickel isomerization provided compelling evidence that the process was catalyzed by free phosphine ligand (Scheme 22). Reversible phosphine exchange was evident by NMR analysis of the Ni reactants **62**. The rate of addition to alkynes was inversely proportional to the concentration of added phosphine. The structure of the phosphine ligand in the Ni species also affected the rate of addition. Those observations implied that ligand substitution to form **63** was at least partially rate-limiting in the carbonickelation process. Huggins and Bergman suggested an associative mechanism for alkyne/phosphine exchange. Since the observed products were formed by phosphine coordination to **64** after carbonickelation, it would be expected that the concentration of the ligand should have substantially influenced the observed stereoselectivity. However, the diastereomeric ratios observed for kinetic product mixtures displayed minimal dependence on the concentration of added phosphine. For example, the rates for addition reactions with added phosphine ligand displayed a linear dependence on  $1/[PPh_3]$ , but changing the added phosphine concentration one order of magnitude changed the diastereomeric ratio approximately 10%. These observations were consistent with a mechanism in which free phosphine catalyzed the isomerization of the alkenylnickel species *syn*-**64** to *anti*-**64**. In other words, if the alkenylnickel intermediate were capable of undergoing isomerization by a direct unimolecular pathway, then higher phosphine concentrations would be expected to favor the trapping of *syn*-**64** (and the observed *syn*-**65**/*anti*-**65** ratio). Huggins and Bergman envisioned a mechanism in which free phosphine could reversibly attack the alkenyl carbon atom  $\beta$  to the metal center in **64**, and thereby allow rotation around the  $C_\alpha$ - $C_\beta$  bond.<sup>33</sup> A phosphine-catalyzed isomerization mechanism could be operating in many of the Ni-catalyzed reactions reported above. In catalytic procedures that do not require added phosphines, it may be possible that another nucleophilic species such as dissociated pyridyl ligand, halide anion, or base could participate in this manner.



Acid-catalyzed processes may also contribute to the isomerization of alkenylnickel species (Scheme 21c). Several of the Ni-catalyzed reactions reported above require protodenylation as a product-forming step. Tanke and Crabtree hypothesized that acidic species could catalyze the isomerization of alkenyliridium intermediates within a hydrosilylation reaction.<sup>35</sup> Control experiments that included exogenous base disproved this hypothesis. Since protonolysis is often a productive step in the reported *anti*-selective alkyne functionalization reactions catalyzed by Ni, the effects of exogenous base would be challenging to interpret. Tanke and Crabtree eventually supported an isomerization mechanism that involved direct unimolecular rotation of an alkenyliridium intermediate. Nelson and Gagné later demonstrated that rapid proton transfer steps can interconvert alkenylplatinum regioisomers **66** and *d*-**66** in an enyne cycloisomerization reaction (Scheme 23).<sup>13</sup> One could envision a similar sequence of proton transfer steps leading to the *stereochemical* isomerization of an alkenylnickel species. In the example reported by Nelson and Gagné, deuterated acids left a residual isotopic label in the product **67**. This type of deuterium-labeling experiment would be challenging to perform or uninformative in many of the Ni-catalyzed alkyne functionalization reactions described above.



Martin et al. proposed that reversible Ni–C bond homolysis could explain the isomerization of alkenylnickel species in the carboxylation reaction described in Section 4.3 (Scheme 24).<sup>26a</sup> Martin et al. proposed that after oxidative addition and alkyne migratory insertion with **48**, an alkenylnickel species such as *syn*-**68** may undergo bond homolysis to create a vinyl radical *syn*-**69**. The carbon-centered radical *syn*-**69** would isomerize to *anti*-**69**, and then radical recombination with the Ni(I) center would produce *anti*-**68** (and then eventually *anti*-**49**). Perhaps most interesting, the isomerization process appeared to be strongly dependent upon the choice of supporting ligand (neocuproine versus bathocuproine). Martin et al. suggested that redox-noninnocent ligand behavior may be partially responsible for this observation.<sup>34</sup> The mechanistic studies reported by Wilger et al. indicated that *irreversible* Ni–C bond homolysis did occur under catalytic alkyne hydroarylation conditions. However, the extent of *reversible* bond homolysis could not be assessed. Direct unimolecular bond rotation and reversible Ni–C bond homolysis are perhaps the most challenging isomerization processes to differentiate. Detailed mechanistic studies, including crossover experiments with well-defined alkenylnickel complexes, should



help to differentiate direct unimolecular rotation and reversible bond homolysis in the future.

## 7 Conclusions

A large sampling of recently reported Ni-catalyzed *anti*-selective alkyne functionalization reactions has been summarized. In many instances, the proposed mechanisms for these transformations have suggested alkenylnickel isomerization as the cause for their unusual stereoselectivity. Key outliers include the *anti*-selective intermolecular alkyne difunctionalization reactions reported by Nevado et al. Both of these mechanistic umbrellas hold promise for future reaction development. Because the isomerization of alkenylnickel species facilitates stereoselectivity in many of the examples described above, this topic was briefly reviewed as well (Section 6). Several possible mechanisms for alkenylnickel isomerization were described in the context of reported catalytic reactions. Further understanding these isomerization processes will lead to improvements in Ni-catalyzed cross-coupling procedures and to the creation of new alkyne functionalization reactions.

Given the broad range of possible mechanisms that could explain alkenylnickel isomerization, we believe that further experimentation will greatly elucidate this field of study. As noted above, several of the isomerization mechanisms are very difficult to differentiate between. Numerous questions regarding the oxidation state of configurationally unstable species (Ni(I) versus Ni(II)) remain. Other questions relate to the role that nucleophilic and acidic species might play in catalyzing isomerization. Although challenging, the synthesis and characterization of discreet alkenylnickel complexes should be pursued. Catalytic and stoichiometric control experiments with these complexes should help to fully define the relevant mechanisms. We hope this *Short Review* inspires further investigations in this area.

## Acknowledgment

We would like to thank Professor Paul Knochel for inviting us to prepare this manuscript. Professor Wilger would like to thank Samford University, the Howard College of Arts and Sciences, and the Course Release for Research Product Completion (CRRPC) program for facilitating the preparation of this manuscript.

## References

- (1) For reviews concerning alkyne hydroarylation, see: (a) Nevado, C.; Echavarren, A. M. *Synthesis* **2005**, 167. (b) de Haro, T.; Nevado, C. *Comprehensive Organic Synthesis*, 2nd ed; Knochel, P., Ed.; Elsevier: Amsterdam, **2014**, 1621. (c) Boyarskiy, V. P.; Ryabukhin, D. S.; Bokach, N. A.; Vasilyev, A. V. *Chem. Rev.* **2016**, *116*, 5894.
- (2) Murakami, K.; Ohmiya, H.; Yorimitsu, H.; Oshima, K. *Org. Lett.* **2007**, *9*, 1569.
- (3) Yorimitsu, H.; Tang, J.; Okada, K.; Shinokubo, H.; Oshima, K. *Chem. Lett.* **1998**, *27*, 11.
- (4) Shirakawa, E.; Masui, S.; Narui, R.; Watabe, R.; Ikeda, D.; Hayashi, T. *Chem. Commun.* **2011**, *47*, 9714.
- (5) Murakami, K.; Yorimitsu, H.; Oshima, K. *Org. Lett.* **2009**, *11*, 2373.
- (6) Stüdemann, T.; Knochel, P. *Angew. Chem., Int. Ed. Engl.* **1997**, *36*, 93.
- (7) Xie, M.; Huang, X. *Synlett* **2003**, 477.
- (8) Lautens, M.; Yoshida, M. *Org. Lett.* **2002**, *4*, 123.
- (9) (a) Oh, C. H.; Jung, H. H.; Kim, K. S.; Kim, N. *Angew. Chem. Int. Ed.* **2003**, *42*, 805. (b) Kim, N.; Kim, K. S.; Gupta, A. K.; Oh, C. H. *Chem. Commun.* **2004**, 618. (c) Cacchi, S.; Fabrizi, G.; Goggiani, A.; Persiani, D. *Org. Lett.* **2008**, *10*, 1597. (d) Xu, X.; Chen, J.; Gao, W.; Wu, H.; Ding, J.; Su, W. *Tetrahedron* **2010**, *66*, 2433. (e) Liu, S.; Bai, Y.; Cao, X.; Xiao, F.; Deng, G.-J. *Chem. Commun.* **2013**, *49*, 7501. (f) Liu, Z.; Derosa, J.; Engle, K. M. *J. Am. Chem. Soc.* **2016**, *138*, 13076. (g) Rao, S.; Joy, M. N.; Prabhu, K. R. *J. Org. Chem.* **2018**, *83*, 13707.
- (10) (a) Jia, C.; Piao, D.; Oyamada, J.; Lu, W.; Kitamura, T.; Fujiwara, Y. *Science* **2000**, *287*, 1992. (b) Jia, C.; Lu, W.; Oyamada, J.; Kitamura, T.; Matsuda, K.; Irie, M.; Fujiwara, Y. *J. Am. Chem. Soc.* **2000**, *122*, 7252. (c) Lu, W.; Jia, C.; Kitamura, T.; Fujiwara, Y. *Org. Lett.* **2000**, *2*, 2927. (d) Jia, C.; Piao, D.; Kitamura, T.; Fujiwara, Y. *J. Org. Chem.* **2000**, *65*, 7516. (e) Jia, C.; Kitamura, T.; Fujiwara, Y. *Acc. Chem. Res.* **2001**, *34*, 633.
- (11) (a) Reetz, M. T.; Sommer, K. *Eur. J. Org. Chem.* **2003**, 3485. (b) Shi, Z.; He, C. *J. Org. Chem.* **2004**, *69*, 3669.
- (12) Yanagihara, N.; Lambert, C.; Iritani, K.; Utimoto, K.; Nozaki, H. *J. Am. Chem. Soc.* **1986**, *108*, 2753.
- (13) Nelsen, D. L.; Gagné, M. R. *Organometallics* **2009**, *28*, 950.
- (14) (a) Shirakawa, E.; Takahashi, G.; Tsuchimoto, T.; Kawakami, Y. *Chem. Commun.* **2001**, 2688. (b) Murakami, K.; Ohmiya, H.; Yorimitsu, H.; Oshima, K. *Chem. Lett.* **2007**, *36*, 1066. (c) Xue, F.; Zhao, J.; Hor, T. S. A. *Chem. Commun.* **2013**, *49*, 10121. (d) Dorn, S. C. M.; Olsen, A. K.; Kelemen, R. E.; Shrestha, R.; Weix, D. J. *Tetrahedron Lett.* **2015**, *56*, 3365.
- (15) Robbins, D. W.; Hartwig, J. F. *Science* **2011**, *333*, 1423.
- (16) (a) Babu, M. H.; Kumar, G. R.; Kant, R.; Reddy, M. S. *Chem. Commun.* **2017**, *53*, 3894. (b) Kumar, G. R.; Kumar, R.; Rajesh, M.; Reddy, M. S. *Chem. Commun.* **2018**, *54*, 759.
- (17) Zhang, X.; Xie, X.; Liu, Y. *Chem. Sci.* **2016**, *7*, 5815.
- (18) Lin, P.-S.; Jeganmohan, M.; Cheng, C.-H. *Chem. Eur. J.* **2008**, *14*, 11296.
- (19) Barber, E. R.; Hynds, H. M.; Stephens, C. P.; Lemons, H. E.; Fredrickson, E. T.; Wilger, D. J. *J. Org. Chem.* **2019**, *84*, 11612.
- (20) León, T.; Correa, A.; Martin, R. *J. Am. Chem. Soc.* **2013**, *135*, 1221.
- (21) (a) Rosen, B. M.; Quasdorf, K. W.; Wilson, D. A.; Zhang, N.; Resmerita, A.-M.; Garg, N. K.; Percec, V. *Chem. Rev.* **2011**, *111*, 1346. (b) Lin, Q.; Diao, T. *J. Am. Chem. Soc.* **2019**, *141*, 17937.
- (22) (a) Yamamoto, A.; Suginome, M. *J. Am. Chem. Soc.* **2005**, *127*, 15706. (b) Daini, M.; Yamamoto, A.; Suginome, M. *Asian J. Org. Chem.* **2013**, *2*, 968.
- (23) Suginome, M.; Yamamoto, A.; Murakami, M. *J. Am. Chem. Soc.* **2003**, *125*, 6358.
- (24) Igarashi, T.; Arai, S.; Nishida, A. *J. Org. Chem.* **2013**, *78*, 4366.
- (25) (a) Clarke, C.; Incerti-Pradillos, C. A.; Lam, H. W. *J. Am. Chem. Soc.* **2016**, *138*, 8068. (b) Yap, C.; Lenagh-Snow, G. M. J.; Karad, S. M.; Lewis, W.; Diorazio, L. J.; Lam, H. W. *Angew. Chem. Int. Ed.* **2017**, *56*, 8216. (c) Karad, S. N.; Panchal, H.; Clarke, C.; Lewis, W.; Lam, H. W. *Angew. Chem. Int. Ed.* **2018**, *57*, 9122. (d) Gillbard, S. M.; Chung, C.-H.; Karad, S. N.; Panchal, H.; Lewis, W.; Lam, H. W. *Chem. Commun.* **2018**, *54*, 11769.

- (26) (a) Wang, X.; Liu, Y.; Martin, R. *J. Am. Chem. Soc.* **2015**, *137*, 6476. (b) Börjesson, M.; Moragas, T.; Martin, R. *J. Am. Chem. Soc.* **2016**, *138*, 7504.
- (27) (a) Li, Z.; García-Domínguez, A.; Nevado, C. *J. Am. Chem. Soc.* **2015**, *137*, 11610. (b) Li, Z.; García-Domínguez, A.; Nevado, C. *Angew. Chem. Int. Ed.* **2016**, *55*, 6938. (c) García-Domínguez, A.; Müller, S.; Nevado, C. *Angew. Chem. Int. Ed.* **2017**, *56*, 9949.
- (28) (a) Shirakawa, E.; Yamasaki, K.; Yoshida, H.; Hiyama, T. *J. Am. Chem. Soc.* **1999**, *121*, 10221. (b) Xue, F.; Zhao, J.; Hor, T. S. A.; Hayashi, T. *J. Am. Chem. Soc.* **2015**, *137*, 3189. (c) Johnson, K. A.; Biswas, S.; Weix, D. J. *Chem. Eur. J.* **2016**, *22*, 7399. (d) Shimkin, K. W.; Montgomery, J. *J. Am. Chem. Soc.* **2018**, *140*, 7074.
- (29) Burns, R. M.; Hubbard, J. L. *J. Am. Chem. Soc.* **1994**, *116*, 9514.
- (30) (a) Booth, B. L.; Lloyd, A. D. *J. Organomet. Chem.* **1972**, *35*, 195. (b) Hart, D. W.; Schwartz, J. *J. Organomet. Chem.* **1975**, *87*, C11. (c) Michman, M.; Weksler-Nussbaum, S. *J. Chem. Soc., Perkin Trans. 2* **1978**, 872. (d) Jones, W. D.; Chandler, V. L.; Feher, F. J. *Organometallics* **1990**, *9*, 164. (e) Morimoto, T.; Yamasaki, K.; Hirano, A.; Tsutsumi, K.; Kagawa, N.; Kakiuchi, K.; Harada, Y.; Fukumoto, Y.; Chatani, N.; Nishioka, T. *Org. Lett.* **2009**, *11*, 1777.
- (31) (a) Zargarian, D.; Alper, H. *Organometallics* **1993**, *12*, 712. (b) Cacchi, S.; Fabrizi, G.; Marinelli, F.; Moro, L.; Pace, P. *Tetrahedron* **1996**, *52*, 10225. (c) Krasovskiy, A.; Lipshutz, B. H. *Org. Lett.* **2011**, *13*, 3818.
- (32) Werner, H.; Weinand, R.; Knaup, W.; Peters, K.; von Schnering, H. G. *Organometallics* **1991**, *10*, 3967.
- (33) (a) Huggins, J. M.; Bergman, R. G. *J. Am. Chem. Soc.* **1979**, *101*, 4410. (b) Huggins, J. M.; Bergman, R. G. *J. Am. Chem. Soc.* **1981**, *103*, 3002.
- (34) (a) Hu, X. *Chem. Sci.* **2011**, *2*, 1867. (b) Lyaskovskyy, V.; de Bruin, B. *ACS Catal.* **2012**, *2*, 270. (c) Powers, D. C.; Anderson, B. L.; Nocera, D. G. *J. Am. Chem. Soc.* **2013**, *135*, 18876.
- (35) Tanke, R. S.; Crabtree, R. H. *J. Am. Chem. Soc.* **1990**, *112*, 7984.