

Application of Digital Remote Wireless Microphone Technology in Single-Sided Deaf Cochlear Implant Recipients

Thomas Wesarg¹ Yvonne Stelzig² Dan Hilgert-Becker³ Bjorn Kathage³ Konstantin Wiebe¹
Antje Aschendorff¹ Susan Arndt¹ Iva Speck¹

¹Department of Otorhinolaryngology - Head and Neck Surgery, Medical Center - University of Freiburg, Faculty of Medicine, University of Freiburg, Freiburg, Germany

²Department of Otorhinolaryngology - Head and Neck Surgery, Bundeswehrzentral Krankenhaus Koblenz, Koblenz, Germany

³CI-Centrum Rhein-Mosel-Lahn am Bundeswehrzentral Krankenhaus Koblenz, Koblenz, Germany

Address for correspondence Thomas Wesarg, Department of Otorhinolaryngology - Head and Neck Surgery, Medical Center - University of Freiburg, Faculty of Medicine, University of Freiburg, D-79106 Freiburg, Germany
(e-mail: thomas.wesarg@uniklinik-freiburg.de).

J Am Acad Audiol 2020;31:246–256.

Abstract

Background Previous research showed benefits of remote wireless technology in bilaterally moderate- to-severe hearing-impaired participants provided with hearing aid(s), cochlear implant(s) (CIs), or bimodal devices as well as in single-sided deaf (SSD) cochlear implant recipients (with CI from Cochlear™) and normal-hearing (NH) participants.

Purpose To evaluate the effect of the digital remote wireless microphone system, Roger™, on speech recognition at different levels of multisource noise in SSD CI recipients using MED-EL CI sound processor OPUS 2. Outcomes were assessed as a function of the listening condition (NH only, NH + CI, NH + CIRog, NHRog + CI, and NHRog + CIRog), Roger™ receiver type (Roger™ Focus for NH; Roger™ X and Roger™ MyLink for CI) and accessory mixing ratio.

Study Sample Eleven adult, SSD participants aided with CI from MED-EL.

Data Collection and Analysis Speech recognition in noise was assessed in two no-Roger™ conditions, one Roger™ X condition, and two Roger™ MyLink conditions. For the Roger™ X and no-Roger™ conditions, speech recognition was tested at 60.3 dB(A) with the Oldenburg Sentence Test in classroom noise at levels of 55, 65, and 75 dB(A). For the two Roger™ MyLink conditions, speech recognition at 60.3 dB(A) was measured at a noise level of 75 dB(A). Roger™ X was assessed with an accessory mixing ratio of 1:1 (summation of unattenuated microphone and audio accessory input). For Roger™ MyLink, two accessory mixing ratios were investigated, MT (1:1, summation of unattenuated microphone and telecoil input) and T with maximum attenuation of microphone input.

Results Speech recognition at higher noise levels (65 and 75 dB(A)) improved significantly with Roger™ in both unilateral use conditions (NH + CIRog and NHRog + CI) as well as bilateral use condition (NHRog + CIRog). Both the bilateral application of Roger™ and the unilateral Roger™ application on the NH ear outperformed the Roger™ application on CI alone. There was no statistically significant

Keywords

- cochlear implant
- remote wireless microphone system
- single-sided deafness
- speech recognition in noise

effect of type of CI Roger™ receiver (Roger™ X or Roger™ MyLink) and the accessory mixing ratio (MT or T) on speech recognition.

Conclusions Speech recognition for distant speakers in multisource noise improved significantly with the application of Roger™ in SSD CI recipients. Both the unilateral Roger™ application on the NH ear or the CI as well as the bilateral Roger™ application can be recommended.

Introduction

Single-sided deaf (SSD) participants report difficulties with speech recognition in competing noise and localization of sound sources. Since 2008, cochlear implantation of SSD adults has been shown to be a successful treatment allowing for significant improvements of speech recognition in competing noise as well as localization of sound sources (Lieu, 2004;¹³ Vermeire and Van de Heyning, 2009;²² Buechner et al, 2010;⁴ Arndt et al, 2011;² Jacob et al, 2011;¹¹ Firszt et al, 2012;⁷ Tavora-Vieira et al, 2015;²⁰ Friedmann et al, 2016;⁸ Arndt et al, 2017³). Even so, SSD cochlear implant (CI) recipients experience limited speech recognition in challenging listening situations, especially during conferences, in classrooms, and in reverberating rooms (Giolas and Wark, 1967;⁹ Wie et al, 2010²⁸).

Wireless remote microphone systems have been designed to improve speech recognition of hearing-impaired participants in those challenging listening situations. These systems are intended to bridge the distance between a remote speaker and the listener using a microphone transmitter put near to the mouth of the speaker and a receiver connected to the listener's hearing aid (HA), CI, or NH ear via wireless audio signal transmission. Conventional wireless remote microphone systems are fixed-gain or adaptive-gain (dynamic) frequency modulation (FM) systems. In 2013, Phonak AG (Stafa, Switzerland) introduced an advanced remote wireless microphone system, Roger™, that consists of a wireless microphone (e.g., Roger™ Pen) and one or several receivers (e.g., Roger™ Focus) compatible with most of the recent CI processors and HAs (Phonak AG, 2013¹⁴). Because the receiver gain is automatically adjusted according to ambient noise level, Roger™ allows for good speech recognition, especially at higher competing noise levels (Thibodeau, 2014²¹).

Benefits of remote wireless technology in participants with bilateral hearing loss using HA(s) or/and CI(s) were shown in former studies. Wolfe et al (2013)³⁰ revealed that Roger™ significantly improved speech recognition at higher noise levels (70, 75, and 80 dB(A)) and outperformed fixed-gain and adaptive-gain analogue FM systems in adult bilateral CI recipients and bimodal CI-HA recipients. These results were confirmed by Thibodeau (2014),²¹ demonstrating a significant benefit of Roger™ compared with FM technology (fixed- and adaptive-gain) in bilateral HA users. Furthermore, Wolfe et al (2015)²⁹ measured speech recognition in classroom noise ranging in level from 50 to 80 dB(A) in a classroom in three unilateral and eight bilateral CI recipients, ages 11-68 years, using CI from Advanced Bionics AG (AB; Stafa, Switzerland).

They were able to show that the use of Roger™ technology (Roger™ inspiro transmitter, Roger™ 17 receiver) significantly improved speech recognition. De Ceulaer et al (2016)⁵ assessed speech reception thresholds in seven unilateral and five bimodal AB CI recipients in a diffuse field of multitalker babble noise generated by three nonsimultaneous companion talkers simulating a group conversation situation at a table in a restaurant environment. For the application of a Roger™ 17 receiver connected to the recipients' CI sound processor and one Roger™ Pen transmitter in the middle of the table, the authors could demonstrate a significant improvement of speech reception thresholds, and an additional improvement for the application of three Roger™ Pen transmitters used by each talker in a microphone network.

Other advanced remote wireless microphone systems, Mini Microphones 1 and 2+, also enabled a significant improvement of speech recognition in noise in unilateral or bilateral CI recipients as well as bimodal CI-HA users (De Ceulaer et al, 2017⁶). In bimodal recipients, the application of Mini Microphone 2+ on both the CI and HA yielded a significant improvement compared with unilateral use with the CI only (Vroegop et al, 2017²⁴). Furthermore, the benefits of remote wireless microphone systems were shown for pediatric unilateral and bilateral CI recipients with bilateral hearing loss (Schafer and Thibodeau, 2006¹⁹; Razza et al, 2017¹⁸). In addition, Razza et al (2017)¹⁸ assessed the improvement of speech reception threshold in noise in bilaterally hearing-impaired unilateral or bilateral CI children using two different remote wireless systems and found a significantly better speech performance with the Mini Microphone 1 compared with Roger™. Furthermore, we were able to demonstrate the benefits of the remote wireless technology, Roger™, in SSD participants provided with a CI from Cochlear Ltd. (Sydney, Australia) and normal-hearing (NH) participants (Wesarg et al, 2019²⁷). Both SSD CI recipients and NH participants benefited from the unilateral application of Roger™ on the NH ear, on the CI as well as from using Roger™ bilaterally, and no difference was revealed between the applications (Wesarg et al, 2019¹⁷).

With the Roger™, different microphone transmitters (Roger™ Pen, Roger™ Touchscreen Mic or Roger™ Table Mic) can be combined with various receivers (Roger™ X, Roger™ MyLink or Roger™ Focus) (Phonak AG, 2013;¹⁴ Phonak AG, 2016;¹⁵ Phonak AG, 2017¹⁶). An audio input socket is required to attach Roger™ X to a hearing device (HA or CI processor), whereas the Roger™ MyLink neckloop requires an integrated telecoil in the hearing device. Using

Roger™ MyLink, different mixing ratios between the input from the CI sound processor or HA microphone(s) and the input from coupled audio accessories can be selected. The accessory mixing ratio controls the relative strength of the input signals from the audio accessory and the hearing device microphone(s). Johnstone et al (2018)¹² measured speech recognition in quiet and noise in bilaterally hearing-impaired pediatric CI recipients (mean age 14 years) using the T-Mic™, the adaptive directional microphone (ADM) Ultrazoom as well as the omnidirectional remote microphone (Phonak RemoteMic). Speech recognition significantly improved with the application of both ADM and remote microphone in quiet and noise compared with T-Mic™-Mic™?A3B2 ek? alone. Even though there was a benefit with ADM and remote microphone, the CI children performed poorer than the NH children (Johnstone et al, 2018¹²). Wolfe and Schafer (2008)³¹ assessed the influence of the mixing ratio on speech recognition in noise in bilaterally hearing-impaired unilateral CI users. In a frontal lecture format, there was no significant difference of objective and self-reported speech performance between the two mixing ratios (50:50 and 30:70, i.e., 50% or 30% from CI processor microphone and 50% or 70% from coupled audio accessory) applied. In addition, Wolfe and Schafer (2008)³¹ showed that the subjectively judged performance was poorer with the mixing ratio 30:70 when the speech signal was not pointed directly to the recipient's FM transmitter, e.g., in multitalker situations. Hey et al (2009)¹⁰ compared speech recognition in noise in Cochlear™ CI participants using an FM system with different accessory mixing ratios in two listening situations: a classical lecture format with one frontal speaker and in a listening situation with a lateral speaker. According to Hey et al (2009),¹⁰ a mixing ratio of 1:1 is recommended for listening situations with multiple talkers such as teaching with discussion and a larger mixing ratio for a classical lecture format.

Study Objective

The aim of the present study is to determine whether SSD CI recipients using a CI from MED-EL Elektromedizinische Geräte GesmbH (Innsbruck, Austria) benefit from different modes of application of Roger™ in speech recognition for a distant speaker in multisource background noise. Such an improvement is expected, as demonstrated in our study including SSD CI recipients implanted with CI from Cochlear™ (Wesarg et al, 2019²⁷). In addition, the influence of either unilateral (NH ear; CI) or bilateral application of Roger™ should be evaluated in SSD MED-EL CI recipients. Based on the results of Wesarg et al (2019),²⁷ our hypothesis is that the use of Roger™ in SSD CI recipients either on the NH side, the CI side, or bilaterally provides equal benefit. Furthermore, the impact of the type of Roger™ receiver coupled to the CI (Roger™ X versus Roger™ MyLink) on speech recognition in noise is investigated. It is expected that the receiver type has an impact on speech recognition because of different signal transmission technologies: digital remote wireless microphone with the Roger™ X versus induction hearing loop with Roger™ MyLink. In addition, different mixing ratios

(MT; T) weighting processor microphone and Roger™ receiver signals on the CI side are compared. For a classical lecture format as assessed in our study, we expect the mixing ratio T to be more beneficial, as the microphone input signal is strongly attenuated with this mixing ratio while the audio accessory input signal is not altered. To complement the objective assessment, we include a questionnaire rating subjective speech perception and identifying device preferences.

Materials and Methods

Participants

In this study, included SSD participants were required to use a MED-EL CI and have device experience of ≥3 months, be ≥18 years of age, and speak German as their native language. According to the definition of SSD by Vincent et al (2015),²³ they had to show (nearly) normal hearing in their better-hearing ear defined as air conduction pure-tone thresholds from 125 Hz to 4 kHz of equal to or less than 30 dB HL. In addition, Freiburg monosyllabic word recognition at 65 dB SPL of ≥50% with the CI in free field (with the contralateral NH ear masked) was required.

Eleven adult SSD CI recipients using different implants from MED-EL with the sound processor OPUS 2 were included in this study. ▶Table 1 displays detailed information on the included CI recipients.

CI and Roger™ Adjustment

During testing, the patients used their own sound processor OPUS 2 with their favorite everyday program. ▶Table 1 shows the coding strategy, volume setting, and microphone sensitivity of the favorite everyday program of the included CI recipients. Before testing, the processor was technically inspected, including a check of microphone function.

The Roger™ was used as the remote wireless microphone system. The system's microphone, Roger™ Pen, was set to handheld mode (lanyard mode) applying an adaptive beamformer yielding a directional microphone characteristic (Bernadette Fulton (Phonak Communications AG), personal communication, 2018).

Three different receivers were applied: Roger™ X and Roger™ MyLink on the CI and Roger™ Focus on the NH ear. For the Roger™ X, an accessory mixing ratio of 1:1, referred to as MT in the following, was used in which both input signals, from the audio accessory and the hearing device microphone, are added up without attenuation. This ratio is preset and cannot be altered. Before the application of Roger™ MyLink as the receiver, the telecoil of the OPUS 2 was activated. With Roger™ MyLink, the mixing ratio was set via the processor's remote control to either MT (1:1, summation of unattenuated microphone and telecoil input) or T (maximum attenuation of microphone input, telecoil input not altered). For application of the Roger™ MyLink with the mixing ratio MT, the receiver's volume was adjusted individually to match the loudness perceived with the Roger™ X. The individual adjustment was required because of the interindividual differences of distance and orientation between the neckloop of Roger™ MyLink and the OPUS 2 telecoil affecting the loudness with this

Table 1 Characteristics of SSD CI Recipients

Recipient	Age at Testing (years)	Gender	CI Side	Implant	Coding Strategy	Volume (%)	Microphone Sensitivity (%)	Duration of CI Use (months)	Etiology of Unilateral Severe-to-Profound Hearing Loss	Duration of Unilateral Severe-to-Profound Hearing Loss (months)	AC PTA4 (dB HL) of Normal-Hearing Ear	Monosyllabic Word Recognition at 65 dB SPL in Quiet with CI (%)
R1	59.6	M	R	Pulsar	FS4	100	75	122	Sudden hearing loss	11	6.25	95
R2	37.6	M	L	Concerto	FS4	75	75	37	Sudden hearing loss	24	7.5	60
R3	33.4	W	L	Concerto	FS4	90	95	22	Sudden hearing loss	12	5	85
R4	27.3	M	L	Concerto	FS4-p	83	75	22	Traumatic head injury	6	5	50
R5	48.5	W	R	Concerto	FS4	85	75	26	M. Meniere	12	8.75	50
R6	63.5	M	L	Concerto	FIDCIS	90	75	42	M. Wegener with chronic otitis media	96	17.5	55
R7	58.5	M	L	Synchrony	FS4	85	85	10	Sudden hearing loss	360	13.5	55
R8	55.9	W	R	Concerto	FS4-p	80	75	77	Sudden hearing loss	12	12.5	75
R9	57.8	W	L	Concerto	FS4	75	75	29	Unknown	n/a	10	50
R10	52.7	w	L	Concerto	FS4-p	80	75	23	Chronic otitis media	120	20	50
R11 Median Mean \pm SD	54.4 54.4 49.9 \pm 11.9	M	R	Concerto	FS4	85	76	58 29.0 42.5 \pm 32.4	M. Meniere	74 18 72.7 \pm 109.0	5 8.75 10.09 \pm 5.21	65 55.0 62.7 \pm 15.7

Notes: AC = air conduction; F = female; L = left; M = male; R = right; SD = standard deviation.

audio induction loop-based signal transmission. This volume adjustment was kept for the application of Roger™ MyLink with the mixing ratio T. The Roger Focus and the Roger X were applied with a gain of 0 dB.

Stimuli, Equipment, and Test Conditions

For each test condition, speech recognition in noise was measured in percent correct applying one randomly selected 30-sentence list of the Oldenburg Sentence Test (OLSA) (Wagener et al, 1999a,b^{25,26}). As competing noise, a digitally edited first-, second-, third-, and fourth-grade school classroom noise established in the study by Schafer and Thibodeau (2006)¹⁹ was used. The classroom noise was recorded during students' independent work time and altered so that it matched the long-term average spectrum of the phrases used as speech material in their study (Hearing in Noise Test) (Schafer and Thibodeau, 2006¹⁹).

► **Figure 1** shows the room dimensions and the experimental setup used in the present study. Speech stimuli and competing noise were presented by a Dell Optiplex 790 PC with a Fireface UC soundcard and five loudspeakers. The recipients were seated 5.5 m from the speech-presenting single-cone loudspeaker Fostex 6301B (speaker 5). The competing noise was presented in an uncorrelated fashion from four Genelec 8030B loudspeakers (1–4). These speakers were positioned to present the noise toward the middle point of the experimental setup. Sound levels of speech and noise were measured and calibrated as time-averaged sound pressure levels (Leq in dB(A)) using an NTi Audio Acousti- lyzer AL1 sound level meter. The speech level was set to 65 dB(A) at a distance of 1 m from the front edge of the loudspeaker 5, resulting in a speech level of 60.3 dB(A) at the recipient's head (5.5 m from speaker 5). Noise levels investigated were set to be the same at the location of the recipient's head as well as at the position of the Roger™ Pen. To assure same noise levels at both positions, calibration was carried out as

follows. To begin with, loudspeakers 1–4 were calibrated at 75 dB(A) at a distance of 1 m in front of each speaker. Following, loudspeakers 1 and 2 were simultaneously calibrated at the position of the Roger™ Pen, and loudspeakers 3 and 4 were simultaneously calibrated at the recipient's head at 75 dB(A) each. Finally, all four noise-presenting loudspeakers were simultaneously calibrated at 75 dB(A) at the positions of the Roger™ Pen as well as the recipient's head. To assure equal noise levels at both positions, adjustments to the simultaneous calibration of loudspeakers 1 and 2, loudspeakers 3 and 4, or all four loudspeakers were made as needed. The Roger™ Pen was positioned at a distance of 20 cm in front of loudspeaker 5 at the same height as this speaker, mimicking the vertical position of a Roger™ Pen worn by a speaker around the neck.

We altered four variables to measure their impact on speech recognition in noise. First, we applied five listening conditions, two no-Roger™ conditions: NH ear and CI turned off (NH only) and NH ear and CI turned on (NH + CI) as well as three Roger™ conditions: NH ear and CI with Roger™ (NH + CIRog), NH ear with Roger™ Focus and CI (NHRog + CI), and NH ear with Roger™ Focus and CI with Roger™ (NHRog 1 CIRog) (► **Table 2**). Second, two different Roger™ receivers were attached to the CI (Roger™ X or Roger™ MyLink). Furthermore, two accessory mixing ratios (MT; T) were applied during testing. Last, three different noise levels were applied: 55, 65, and 75 dB(A).

Speech recognition was tested for all Roger™ conditions with the Roger™ X attached to the CI with the mixing ratio MT as well as for both no-Roger™ conditions at three noise levels, 55, 65, and 75 dB(A). With the applied fixed speech level of 65 dB(A), this yields signal-to-noise ratios of 5.3, -4.7, and -14.7 dB at the recipient's head, respectively. Speech recognition assessment using fixed levels of speech and noise was chosen according to the Clinical Practice Guidelines Remote Microphone Hearing Assistance Technologies for

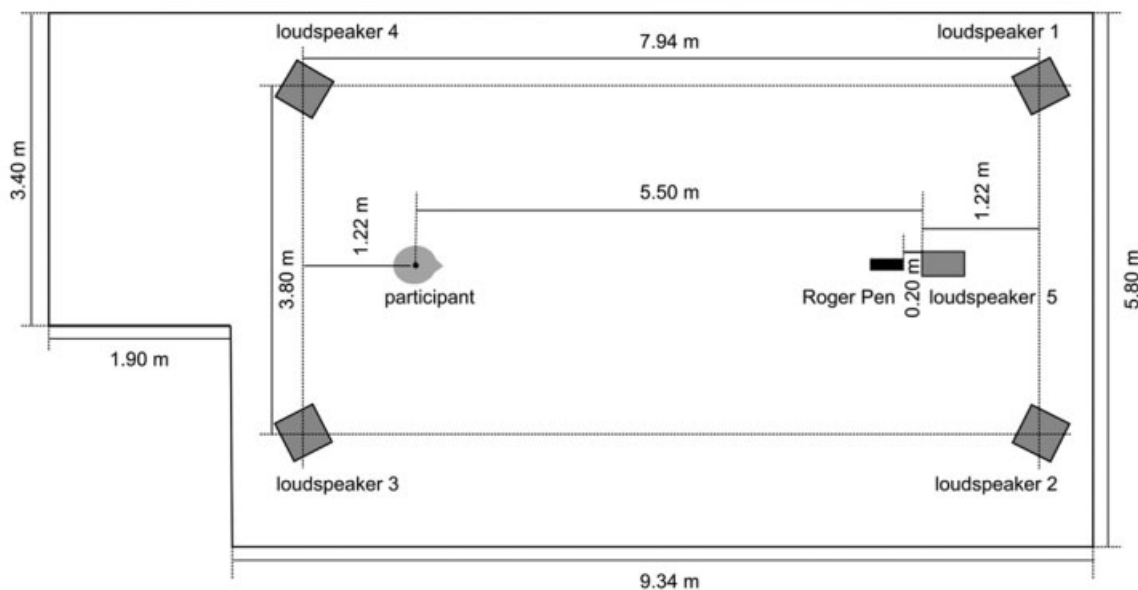


Fig. 1 Room dimensions and experimental setup used for the assessment of speech recognition in competing noise for a distant speaker.

Table 2 Listening Conditions

No Roger conditions			
I	NH only	NH ear, CI turned off	No Roger
II	NH 1 CI	NH ear, CI (turned on)	No Roger
Roger conditions			
III	NH 1 CIRog	NH ear, CI (turned on) with Roger	Unilateral Roger use on CI
IV	NHRog 1 CI	NH ear with Roger Focus, CI (turned on)	Unilateral Roger use on NH ear
V	NHRog 1 CIRog	NH ear with Roger Focus, CI (turned on) with Roger	Bilateral Roger use on CI and NH ear

Note: Rog = Roger.

Children and Youth from Birth to 21 Years (American Academy of Audiology, 2011¹). In addition, for two Roger™ conditions (NH 1 CIRog and NHRog + CIRog), testing was performed at noise level 75 dB(A) with Roger™ MyLink with either mixing ratio (MT; T).

The sequence of the test conditions was randomized across participants.

For training of speech recognition in classroom noise and accommodation to the procedure of speech recognition assessment administered during testing, two lists of 20 OLSA sentences were presented at 65 dB(A), one at a noise level of 55 dB(A) and one at 75 dB(A) in the no-Roger™ condition NH 1 CI before testing.

Subjective Assessment

After speech recognition testing, each SSD CI recipient completed a self-reported questionnaire providing information about subjectively perceived speech recognition in the no-Roger™ NH only and all Roger™ listening conditions as well as their preferred listening condition in a work-related environment and in private daily living. The participants were asked to compare the listening conditions presented in the study against the daily listening condition NH 1 CI. Furthermore, anecdotal information about different listening conditions was gathered. The English translation of the questionnaire is displayed in ►Figure 2.

Statistical Analysis

The statistical analysis was carried out in GNU R (R Core Team, 2014¹⁷). The Shapiro-Wilk test was used to test the data for normal distribution. To analyze the impact of the four within-subject factors (listening condition, receiver type, accessory mixing ratio, and noise level) on speech recognition separate Friedman tests were conducted. Post-hoc analyses were administered with pairwise comparison Wilcoxon rank tests using Bonferroni correction to assess the influences of significant main effects. In all analyses, a level of significance of 0.05 was applied.

Results

Speech Recognition in Noise

►Figures 3 and 4 display the box-and-whisker plots of speech recognition in noise of the 11 SSD CI recipients.

Listening Condition

To analyze the impact of the listening condition on speech recognition, a separate Friedman test was conducted per noise level. There was a highly significant effect of the listening condition at all three noise levels: 55 dB(A) ($p < 0.001$), 65 dB(A) ($p < 0.001$), and 75 dB(A) ($p < 0.001$). At noise level 55 dB(A), the Roger™ conditions NHRog 1 CI and NHRog 1 CIRog yielded significantly better speech recognition than the two no-Roger™ conditions (NH only; NH 1 CI) as well as the Roger™ condition NH 1 CIRog. At noise level 55 dB(A), there was no significant difference between NH only, NH 1 CI, and NH 1 CIRog. At noise levels 65 dB(A) and 75 dB(A), the post hoc analyses revealed that speech recognition in both no-Roger™ conditions (NH only; NH 1 CI) was significantly worse than in the three Roger™ conditions. Furthermore, at the higher noise levels 65 dB(A) and 75 dB(A), there was significantly better speech recognition in the listening conditions NHRog 1 CI and NHRog 1 CIRog compared with NH 1 CIRog. At all noise levels, speech recognition did not differ significantly between listening conditions NHRog 1 CI and NHRog 1 CIRog. This means application of Roger™ on the NH ear or bilaterally yielded better speech recognition than the unilateral application of Roger™ on the CI only.

At the lowest noise level (55 dB(A)), speech recognition in noise showed a ceiling effect in all listening conditions. In addition, a ceiling effect for speech recognition in noise was observed in NHRog 1 CI and NHRog 1 CIRog at 65 dB(A). Furthermore, flooring effects were seen in the no-Roger™ conditions at noise level 75 dB(A).

Noise Level

Separate Friedman tests for each listening condition revealed a highly significant effect of the noise level: NH only ($p < 0.001$), NH 1 CI ($p < 0.001$), NH 1 CIRog ($p < 0.001$), NHRog 1 CI ($p < 0.001$), and NHRog 1 CIRog ($p < 0.001$). The post-hoc analyses revealed that the SSD CI recipients performed significantly better at the lowest noise level (55 dB(A)) compared with noise levels 65 dB(A) ($p < 0.001$) and 75 dB(A) ($p < 0.001$). Speech recognition at 65 dB(A) was significantly better than at 75 dB(A) ($p < 0.001$).

Receiver Type and Accessory Mixing Ratio

There was no significant difference in effect of receiver type in the listening conditions NH 1 CIRog ($p > 0.05$) and NHRog 1

Name _____ Date _____				
1) How was your speech recognition in the presented listening conditions?				
a) Roger on both ears				
Much better 0	Better 0	No difference 0	Worse 0	Much worse 0
b) Roger only on the normal-hearing ear				
Much better 0	Better 0	No difference 0	Worse 0	Much worse 0
c) Roger only on the CI				
Much better 0	Better 0	No difference 0	Worse 0	Much worse 0
d) No Roger and CI turned off				
Much better 0	Better 0	No difference 0	Worse 0	Much worse 0
2) What is your predominant work-related environment with regard to your hearing situation? Please explain _____				
3) What is your predominant private daily living environment with regard to your hearing situation? Please explain _____				
4) Which hearing device condition would you prefer in your work-related environment?				
a) 1 st preference				
Roger on both ears 0	Roger on normal-hearing ear 0	Roger only on CI 0	No Roger (current hearing rehabilitation) 0	No Roger and CI turned off 0
b) 2 nd preference				
Roger on both ears 0	Roger on normal-hearing ear 0	Roger only on CI 0	No Roger (current hearing rehabilitation) 0	No Roger and CI turned off 0
c) 3 rd preference				
Roger on both ears 0	Roger on normal-hearing ear 0	Roger only on CI 0	No Roger (current hearing rehabilitation) 0	No Roger and CI turned off 0
5) Which hearing device condition would you prefer in your private daily living environment?				
a) 1 st preference				
Roger on both ears 0	Roger on normal-hearing ear 0	Roger only on CI 0	No Roger (current hearing rehabilitation) 0	No Roger and CI turned off 0
b) 2 nd preference				
Roger on both ears 0	Roger on normal-hearing ear 0	Roger only on CI 0	No Roger (current hearing rehabilitation) 0	No Roger and CI turned off 0
c) 3 rd preference				
Roger on both ears 0	Roger on normal-hearing ear 0	Roger only on CI 0	No Roger (current hearing rehabilitation) 0	No Roger and CI turned off 0
6) What else you want to say: Please explain _____				

Fig. 2 Self-report questionnaire used in the present study, translated from German into English.

CI Rog ($p > 0.05$) at noise level 75 dB(A). Furthermore, there was no significant impact of the accessory mixing ratio on speech recognition in the listening conditions NH 1 CI Rog ($p > 0.05$) and NH Rog 1 CI Rog ($p > 0.05$) at noise level 75 dB (A).

Questionnaire

All SSD CI recipients rated their speech recognition with Roger™, attached unilaterally on either ear or bilaterally, as “much better” or “better” than without Roger™. Except one recipient reporting “no difference,” all recipients evaluated speech recognition without CI (only with the NH ear) as “worse” or “much worse” than with the CI or with each of the

three Roger™ applications. For their work-related environment, five of the eleven recipients preferred the bilateral application of Roger™ and three of them the unilateral application on the NH ear. As two recipients had already retired, they did not specify their predominant work-related listening condition. One recipient did not complete the questionnaire. For their private daily living, six recipients preferred the bilateral Roger™ application, three recipients the application of Roger™ only on the CI, and one recipient the everyday no-Roger™ listening condition NH 1 CI. Anecdotal, one recipient described the application of Roger™ as follows: “With Roger you have the feeling of being able to participate in society without restrictions again.”

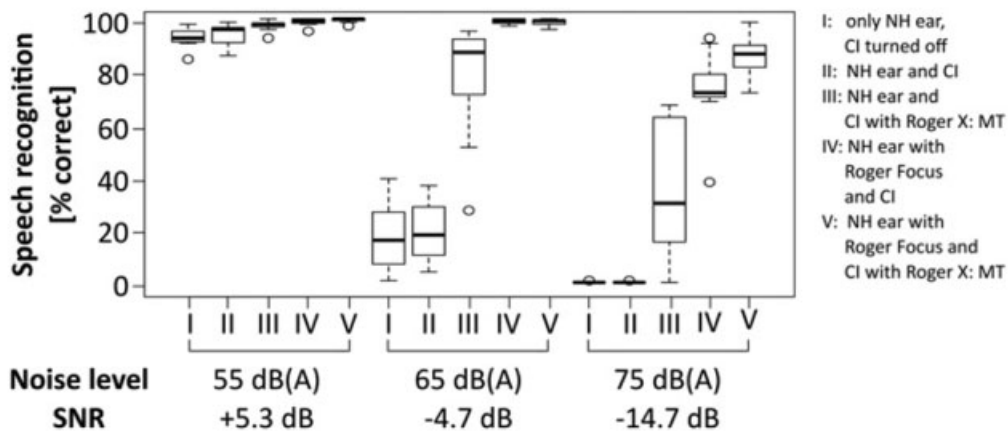


Fig. 3 Box-and-whisker plots of speech recognition of 11 SSD CI recipients obtained for OLSA sentences presented at 65 dB(A) at 3 noise levels of competing classroom noise for each of five listening conditions. For two Roger™ conditions (III and V) tested at 75 dB(A), the data displayed includes both receiver types (Roger™ X; Roger™ MyLink) as well as both accessory mixing ratios (both receivers: T; Roger™ MyLink: MT). Speech was presented at 65 dB(A) as measured at 1 m from the speaker, whereas the listener sat 5.5 m away from the speaker.

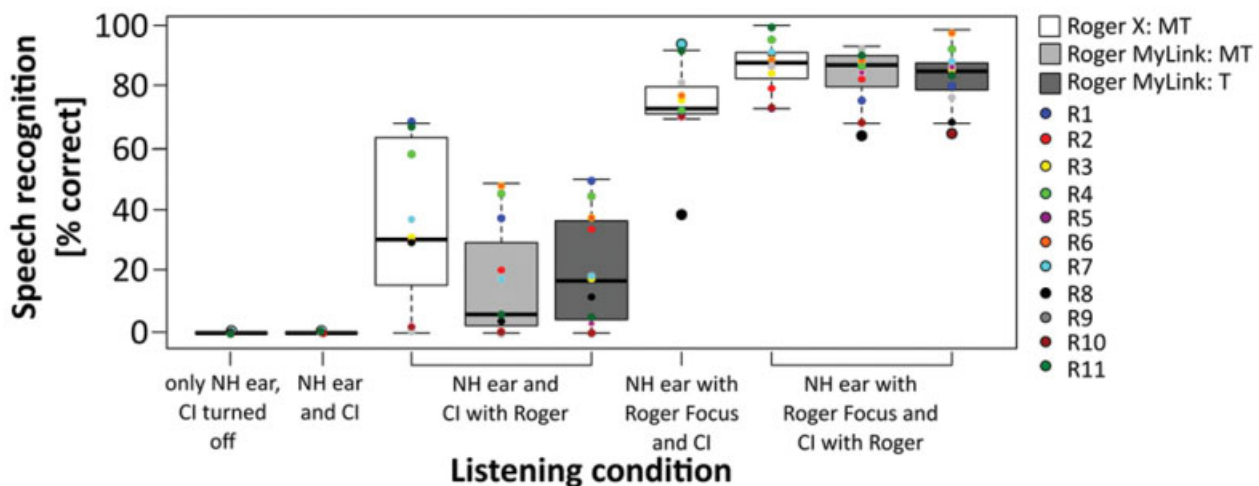


Fig. 4 Box-and-whisker plots of speech recognition of 11 SSD CI recipients obtained for OLSA sentences presented at 65 dB(A) at a noise level of 75 dB(A) for two different receivers (Roger™ X; Roger™ MyLink) on the CI and two different accessory mixing ratios (both receivers: MT; Roger™ MyLink: T). Speech was presented at 65 dB(A) as measured at 1 m from the speaker, whereas the listener sat 5.5 m away from the speaker. R1-R11, SSD CI recipients 1-11. (This figure appears in color in the online version of this article.)

Discussion

Various studies have shown that speech recognition in noise and localization of sound sources in SSD participants significantly improve after cochlear implantation (Lieu, 2004;¹³ Vermeire and Van de Heyning, 2009;²² Buechner et al, 2010;⁴ Arndt et al, 2011;² Jacob et al, 2011;¹¹ Firszt et al, 2012;⁷ Tavora-Vieira et al, 2015;²⁰ Friedmann et al, 2016;⁸ Arndt et al, 2017³). Nevertheless, SSD CI recipients are still exposed to challenging listening conditions with distant speakers or multisource competing background noise, and hearing rehabilitation with the CI has shown to provide limited benefit (Wolfe et al, 2013;³⁰ Thibodeau, 2014;²¹ Wolfe et al, 2015;²⁹ De Ceulaer et al, 2016;⁵ Wesarg et al, 2019²⁷). In these conditions, the successful application of the remote wireless technology, Roger™, has already been demonstrated in bilaterally moderate-to-severe hearing-impaired participants provided with HA

(s), CI(s), or bimodal devices (Wolfe et al, 2013;³⁰ Thibodeau, 2014;²¹ De Ceulaer et al, 2017⁶) as well as in SSD CI recipients (with CI from Cochlear™) and NH participants (Wesarg et al, 2019²⁷). The aim of the present study is to measure the benefit of the remote wireless technology, Roger™, in SSD CI recipients using a CI from MED-EL and to compare the unilateral application of Roger™ on the NH ear or on the CI and the bilateral Roger™ use on both ears. In addition, we assessed the effects of the type of Roger™ receiver (Roger™ X; Roger™ MyLink) and accessory mixing ratio (MT; T).

The present study demonstrates a significant benefit of the application of Roger™ in SSD CI recipients in a frontal lecture like school classroom situation. As we applied a classroom noise, our results are primarily applicable to this specific listening situation. This is one wide-spread everyday-life situation that we were able to reproduce in an experimental setting and thus, Roger™ should be considered

for recommendation by ENT physicians and audiologists as an effective technology to improve communication in these recipients, particularly in this situation. Based on our setup presuming the benefit of Roger in other everyday-life situations such as lecture halls or restaurant settings is difficult. This is due to a potential large impact of noise and room characteristics on the benefit with remote microphone technology. Therefore, future research may explore the effect of noise or room characteristics on this benefit for a variety of real-life listening environments using setups appropriately mimicking these environments.

Including SSD CI recipients provided with a CI from MED-EL, the present study expands previous findings from a recent study in SSD CI recipients with a CI from Cochlear™ (Wesarg et al, 2019²⁷). Therefore, it seems that with the application of Roger™ technology, a benefit in speech recognition in noise is evident in SSD CI recipients independently of CI sound processor technology. Multiple studies, including the present study, have shown that the Roger™ system has a robust physical effect on speech recognition in noise for distant speakers independent of the type of HA or CI (Wolfe et al, 2013;³⁰ Thibodeau, 2014;²¹ Wolfe et al, 2015;²⁹ De Ceulaer et al, 2016;⁵ Wesarg et al, 2019²⁷).

In both studies, Wesarg et al (2019)²⁷ and the present study, no significant difference was detected between the unilateral application on the NH ear and bilateral application. One novel finding of the present study concerns the effect of Roger™ application on speech recognition in noise. While the present study revealed better speech recognition with the application of Roger™ on the NH ear or bilaterally than on the CI alone, there was no significant difference between unilateral (NH or CI) and bilateral application as obtained by Wesarg et al (2019).²⁷ For unilateral application of Roger™ on the CI (NH 1 CIRog), speech recognition in noise is potentially influenced by the speech performance obtained with the CI alone, and a poorer performance may yield less speech recognition with a remote wireless system on the CI. Therefore, the poorer speech recognition with the unilateral application of Roger™ on the CI might be due to the poorer CI speech performance of the SSD CI recipients in the present study compared with the SSD CI recipients included in Wesarg et al (2019).²⁷ Summarizing the outcomes of the present study, the unilateral application of Roger™ on the NH ear or the CI as well as the bilateral Roger™ application can be recommended to SSD CI recipients. Even though, unilateral Roger™ application on the CI should be mainly recommended to SSD CI recipients with good speech recognition with the CI. A unilateral application might be preferable, as it is more cost-effective. However, subjective preferences should be taken into consideration as the subjective assessment showed that most of the included recipients preferred the bilateral application of Roger™ for their work-related environment and their private daily living.

Furthermore, speech recognition in noise with two different Roger™ receivers (Roger™ X, Roger™ MyLink) coupled with the CI were assessed in the present study revealing no significant difference at the only common noise level (75 dB (A)). Based on this result, both Roger™ receivers can be recommended to SSD CI recipients using MED-EL processors

to improve speech recognition in noise. Whereas there are no significant differences in effects of Roger™ X and MyLink, there is a trend toward better performance with Roger™ X for several participants. Clinical implication may be to evaluate outcomes with both options for SSD CI recipients on an individual basis, when possible in addition to considering subjective preference. Roger™ MyLink enables the application of the Roger™ transmitters in hearing-impaired participants using HAs or CI sound processors with an integrated telecoil even without an audio input socket in the hearing device.

In contrast to Roger™ X, the Roger™ MyLink offers the additional option to apply different accessory mixing ratios. In the present study, speech recognition in noise was measured for the Roger™ conditions NH + CIRog and NHRog + CIRog with two different accessory mixing ratios (MT; T) and two different receivers (Roger™ X with mixing ratio MT; Roger™ MyLink with mixing ratios MT or T) attached to the CI. For the mixing ratio MT, input signals from both the microphone and the telecoil are added up without attenuation. By contrast, for the mixing ratio T, the microphone input signal is strongly attenuated, whereas the telecoil input signal is not altered. No significant effect of the mixing ratio was found. This contradicts our assumption that SSD CI recipients should have obtained better speech recognition in noise with T than MT. This assumption is based on a better SNR of the pure telecoil input signal with T compared with the SNR of the summed microphone and telecoil input with MT. The SNR of the microphone input signal roughly corresponds to the SNR at the recipient's head, i.e., amounts to 5.3, -4.7, or -14.7 dB for the assessed noise levels, 55, 65, and 75 dB(A). Compared with these SNRs, the SNRs of the signals at the telecoil input are higher because of two reasons. The radio-transmitted signals reaching the receiver were recorded near the speech-presenting speaker with a speech sound level 4.7 dB larger than at the recipient's head. In addition to this robust physical effect of compensating for the distance-dependent reduction in speech level by radio transmission, Roger™ applies an adaptive-gain adjustment and noise cancellation (Phonak AG, 2013¹⁴) further improving the SNR of the telecoil input signal. However, there was no effect of accessory mixing ratio on speech recognition in noise in the conditions NH 1 CIRog and NHRog + CIRog. On the one hand, this might be attributable to a ceiling effect for the NHRog + CIRog condition. This ceiling effect could be due to the dominating effect of Roger application on the NH ear. As shown in our results, at the background noise levels 65 dB(A) and 75 dB(A), SSD CI recipients benefited significantly more from Roger application in the NH ear or bilaterally than from unilateral application on the CI, NH + CIRog. Therefore, different mixing ratios for the bilateral Roger application might have no significant effect on speech recognition because of the dominance of the NH performance. On the other hand, mixing ratios MT and T had no significant impact on speech recognition in the NH 1 CIRog condition. This might be attributed to an only small difference in SNR between pure telecoil input signal with T and the summed microphone and telecoil input signal with MT.

The lacking difference in speech recognition between mixing ratios is in line with Wolfe and Schafer (2008)³¹

who investigated the two different mixing ratios 50:50 and 30:70 between the input of an FM receiver attached to a CI processor and the CI processor microphone(s) in bilaterally hearing-impaired CI recipients. They found no difference between the two different mixing ratios in either objectively or subjectively assessed speech recognition in noise. Potentially, the difference between both mixing ratios is too small to allow for a significant impact on speech recognition. By contrast, Hey et al (2009)¹⁰ revealed an improvement of speech performance in noise with increasing mixing ratio, corresponding to decreasing microphone input and constant FM receiver input, assessing speech reception thresholds in a classical lecture format for unilateral application of an FM system in postlingually deafened uni- or bilateral CI recipients. However, the discussed studies significantly differed in methodology which might explain the different findings. In the present study as well as in the study of Wolfe and Schafer (2008),³¹ speech recognition was assessed in multitalker speech babble (classroom noise or four-talker babble) at fixed levels of speech (60.3 dB(A) or 65 dB(A), respectively) and noise (75 dB(A) or 60 dB(A), respectively), whereas Hey et al (2009)¹⁰ measured speech reception thresholds in unmodulated speech-simulating noise (OLnoise) varying the speech level at a fixed noise level (65 dB SPL).

However, the mixing ratio T might not be appropriate for multiple-talker situations occurring e.g., during conferences. This claim is supported by the study by Wolfe and Schafer (2008)³¹ who revealed a poorer speech performance in noise with a mixing ratio of 30:70 compared with 50:50 when the speech signal was not pointed directly to the FM transmitter. Hey et al (2009)¹⁰ suggested the application of different mixing ratios in different listening situations, a mixing ratio of 3:1 or higher for the classical lecture format and a mixing ratio of 1:1 in multitalker settings, like a conference or group work. Furthermore, in the bilateral Roger™ condition, speech recognition approached ceiling level in the present study; thus, a possible effect of mixing ratio applied with Roger™ on the CI might be obscured by the NH ear performance.

According to the Clinical Practice Guidelines (American Academy of Audiology, 2011¹), fixed levels of speech and noise, i.e., a fixed SNR, were used in the present study instead of adaptive speech-in-noise testing. In addition, the application of fixed levels of speech and noise was chosen to allow for comparison of the present study with many previous studies (Wolfe et al, 2013;³⁰ Thibodeau, 2014²¹), including our study published in Wesarg et al (2019).²⁷ However, fixed SNR have resulted in floor as well as ceiling effects in speech recognition in both the present study and the study by Wesarg et al (2019).²⁷ To avoid floor and ceiling effects, in future studies investigating benefits of remote wireless microphone technology, speech reception thresholds using adaptive procedures might be measured. However, these assessment procedures should have been standardized before their application.

Further research investigating various mixing ratios in different listening situations in SSD CI recipients would be interesting, and clinical recommendations based on the results could help these recipients to select mixing ratios

with their remote wireless technology to be most beneficial for communication in their work- related environment and private daily living. In addition, the comparison of different remote wireless microphone technologies in adult SSD CI recipients, similar to the study conducted by Razza et al (2017),¹⁸ would help to improve clinical recommendations.

Conclusions

The digital remote microphone system, Roger™, significantly improves speech recognition for distant speakers (5.5 m) in multitalker competing noise at higher noise levels (65 dB(A) and 75 dB(A)) in SSD MED-EL CI recipients. Speech recognition in noise is significantly better with the application of Roger™ on the NH ear or bilaterally than with Roger™ on the CI alone.

The type of Roger™ receiver attached to the CI processor (Roger™ X; Roger™ MyLink) did not affect speech recognition in noise. In the investigated listening situation with one frontal speaker, both assessed mixing ratios (MT; T) yielded comparable speech recognition. The self-assessments of the recipients revealed a preference for Roger™ application and especially bilateral Roger™ application in their work-related environment. To sum up, for SSD CI recipients, the unilateral application of Roger™ on the NH ear or on the CI as well as the bilateral application can be recommended. Furthermore, both receivers (Roger™ X and Roger™ MyLink) as well as either mixing ratio (MT with both receivers; T with Roger™ MyLink) can be endorsed.

Abbreviations

ADM	adaptive directional microphone
CI	cochlear implant
FM	frequency modulation
HA	hearing aid
NH	normal hearing
OLSA	Oldenburg Sentence Test
SSD	singlesided deafness

Funding

The authors of this manuscript did not receive any monetary compensation for this study. Phonak GmbH (Fellbach-Oeffingen, Germany) provided a Roger™ system loaner to CI-Centrum Rhein-Mosel-Lahn for this study. This study was conducted in accordance with the guidelines of the Declaration of Helsinki (Washington, World Medical Association, 2013) and was approved by the ethics committee of the Landesärztekammer Rheinland-Pfalz.

Acknowledgments

The authors thank the association "Taube Kinder lernen Horen e.V." for its considerable support of the cochlear implant rehabilitation center in Freiburg. In addition, we thank Slawa Gorelik for his assistance in data collection as

well as Roland Laszig for his assistance in the conception and design of the project.

References

- American Academy of Audiology. Clinical Practice Guidelines Remote Microphone Hearing Assistance Technologies for Children and Youth from Birth to 21 Years (Includes Supplement A). 2011 https://audiology-web.s3.amazonaws.com/migrated/HAT_Guidelines_Supplement_A.pdf_53996ef7758497.54419000.pdf. Accessed April 6, 2019
- Arndt S, Aschendorff A, Laszig R, Beck R, Schild C, Kroeger S, Ihorst G, Wesarg T. Comparison of pseudobinaural hearing to real binaural hearing rehabilitation after cochlear implantation in patients with unilateral deafness and tinnitus. *Otol Neurotol* 2011;32(01):39–47
- Arndt S, Laszig R, Aschendorff A, Hassepaß F, Wesarg T. Cochlear implant treatment of patients with single-sided deafness or asymmetric hearing loss. *HNO* 2017;65(07):586–598
- Buechner A, Brendel M, Lesinski-Schiedat A, Wenzel G, Frohne-Buechner C, Jaeger B, Lenarz T. Cochlear implantation in unilateral deaf subjects associated with ipsilateral tinnitus. *Otol Neurotol* 2010;31(09):1381–1385
- De Ceulaer G, Bestel J, Mulder HE, Goldbeck F, de Varebeke SP, Govaerts PJ. Speech understanding in noise with the Roger Pen, Naida CI Q70 processor, and integrated Roger 17 receiver in a multi-talker network. *Eur Arch Otorhinolaryngol* 2016;273(05):1107–1114
- De Ceulaer G, Pascoal D, Vanpoucke F, Govaerts P. The use of cochlear's SCAN and wireless microphones to improve speech understanding in noise with the Nucleus 6® CP900 processor. *Int J Audiol* 2017;56(11):837–843
- Firszt JB, Holden LK, Reeder RM, Waltzman SB, Arndt S. Auditory abilities after cochlear implantation in adults with unilateral deafness: a pilot study. *Otol Neurotol* 2012;33(08):1339–1346
- Friedmann DR, Ahmed OH, McMenomey SO, Shapiro WH, Waltzman SB, Roland JT Jr. Single-sided deafness cochlear implantation: candidacy, evaluation, and outcomes in children and adults. *Otol Neurotol* 2016;37(02):e154–e160
- Giolas TG, Wark DJ. Communication problems associated with unilateral hearing loss. *J Speech Hear Disord* 1967;32(04):336–343
- Hey M, Anft D, Hocke T, Scholz G, Hessel H, Begall K. [Influence of mixing ratios of a FM-system on speech understanding of CI-users]. *Laryngorhinootologie* 2009;88(05):315–321 (in German)
- Jacob R, Stelzig Y, Nopp P, Schleich P. [Audiological results with cochlear implants for single-sided deafness]. *HNO* 2011;59(05):453–460 (in German)
- Johnstone PM, Mills KE, Humphrey EL, Yeager KR, Jones EE, McElligott KJ, Pierce A, Agrawal S, Froeling C, Little J. Using microphone technology to improve speech perception in noise in children with cochlear implants. *J Am Acad Audiol* 2018;29(09):814–825
- Lieu JE. Speech-language and educational consequences of unilateral hearing loss in children. *Arch Otolaryngol Head Neck Surg* 2004;130(05):524–530
- Phonak AG. Phonak InsightVRoger Pen—Bridging the Understanding Gap. 028-0933-02/V1.00/2013-09/8G/. 2013 https://www.phonak-pro.com/content/dam/phonakpro/gc_hq/en/resources/evidence/white_paper/documents/technical_paper/Insight_Roger_Pen_028-0933.pdf. Accessed June 20, 2017
- Phonak AG. Roger™ Table Mic—User Guide. 2016 https://www.phonak.com/content/dam/phonak/HQ/en/solution/accessories/roger_table_mic/documents/user_guide_roger_table_mic_029-4004.pdf. Accessed June 5, 2018
- Phonak AG. Roger™ Touchscreen Mic—UserGuide. 2017 https://www.phonak.com/content/dam/phonak/gc_se/en/solution/accessories/roger_technology/documents/User_Guide_Roger_Touchscreen_Mic_GB_V1%2000_029-3222-02.pdf. Accessed June 5, 2018
- R Core Team. R: A Language and Environment for Statistical Computing. Vienna, Austria: R Foundation for Statistical Computing. (Online) 2014 <https://www.R-project.org/>. Accessed June 20, 2018
- Razza S, Zaccane M, Meli A, Cristofari E. Evaluation of speech reception threshold in noise in young Cochlear™ Nucleus® system 6 implant recipients using two different digital remote microphone technologies and a speech enhancement sound processing algorithm. *Int J Pediatr Otorhinolaryngol* 2017;103:71–75
- Schafer EC, Thibodeau LM. Speech recognition in noise in children with cochlear implants while listening in bilateral, bimodal, and FM system arrangements. *Am J Audiol* 2006;15(02):114–126
- Tavora-Vieira D, De Ceulaer G, Govaerts PJ, Rajan GP. Cochlear implantation improves localization ability in patients with unilateral deafness. *Ear Hear* 2015;36(03):e93–e98
- Thibodeau L. Comparison of speech recognition with adaptive digital and FM remote microphone hearing assistance technology by listeners who use hearing aids. *Am J Audiol* 2014;23(02):201–210
- Vermeire K, Van de Heyning P. Binaural hearing after cochlear implantation in subjects with unilateral sensorineural deafness and tinnitus. *Audiol Neurotol* 2009;14(03):163–171
- Vincent C, Arndt S, Firszt JB, Frayse B, Kitterick PT, Papsin BC, Snik A, Van de Heyning P, Deguine O, Marx M. Identification and evaluation of cochlear implant candidates with asymmetrical hearing loss. *Audiol Neurotol* 2015;20(1 Suppl):87–89
- Vroegop JL, Dingemanse JG, Homans NC, Goedegebure A. Evaluation of a wireless remote microphone in bimodal cochlear implant recipients. *Int J Audiol* 2017;56(09):643–649
- Wagener K, Brand T, Kollmeier B. Entwicklung und Evaluation eines Satztests in deutscher Sprache III: Evaluation des Oldenburger Satztests. *Z Audiol* 1999a;38(03):86–95
- Wagener K, Kuhnelt V, Kollmeier B. Entwicklung und Evaluation eines Satztests in deutscher Sprache I: Design des Oldenburger Satztests. *Z Audiol* 1999b;38(01):4–15
- Wesarg T, Arndt S, Wiebe K, Schmid F, Huber A, Mulder HE, Laszig R, Aschendorff A, Speck I. Speech recognition in noise in single-sided deaf cochlear implant recipients using digital wireless adaptive microphone technology. *J Am Acad Audiol* 2019;30(07):607–618
- Wie OB, Pripp AH, Tvete O. Unilateral deafness in adults: effects on communication and social interaction. *Ann Otol Rhinol Laryngol* 2010;119(11):772–781
- Wolfe J, Morais M, Schafer E, Agrawal S, Koch D. Evaluation of speech recognition of cochlear implant recipients using adaptive, digital remote microphone technology and a speech enhancement sound processing algorithm. *J Am Acad Audiol* 2015;26(05):502–508
- Wolfe J, Morais M, Schafer E, Mills E, Mulder HE, Goldbeck F, Marquis F, John A, Hudson M, Peters BR, Lianos L. Evaluation of speech recognition of cochlear implant recipients using a personal digital adaptive radio frequency system. *J Am Acad Audiol* 2013;24(08):714–724
- Wolfe J, Schafer EC. Optimizing the benefit of sound processors coupled to personal FM systems. *J Am Acad Audiol* 2008;19(08):585–594