

# Effects of Auditory Training and Remote Microphone Technology on the Behavioral Performance of Children and Young Adults Who Have Autism Spectrum Disorder

DOI: 10.3766/jaaa.18062

Erin C. Schafer\*  
 Kamakshi V. Gopal\*  
 Lauren Mathews\*  
 Skyler Thompson\*  
 Kara Kaiser\*  
 Sarah McCullough\*  
 Jessalyn Jones†  
 Priscilla Castillo\*  
 Emilee Canale\*  
 Avery Hutcheson\*

## Abstract

**Background:** Individuals who have a normal pure-tone audiogram but are diagnosed with autism spectrum disorder (ASD) often exhibit poorer speech recognition and auditory processing when compared with neurotypical peers with normal pure-tone audiograms.

**Purpose:** The purpose of this study was to determine the efficacy and effectiveness of a 12-week auditory processing training (APT) program that was designed to address the deleterious effects of background noise and auditory processing deficits that are common among individuals diagnosed with ASD.

**Research Design:** A repeated measures design was used.

**Study Sample:** The sample consisted of 15 high-functioning children and young adults who had a formal diagnosis of ASD and who were recruited from local clinics and school districts.

**Intervention:** Participants completed the 12-week APT program consisting of computerized dichotic training, one-on-one therapist-directed auditory training, and the use of remote microphone (RM) technology at home and in the classroom.

**Data Collection and Analysis:** Participants completed a comprehensive test battery to assess general auditory processing skills, speech recognition in noise, acceptance of background noise, spatial processing, binaural integration abilities, self-perceived difficulties, and observed behaviors. Testing was conducted before ( $n = 15$ ), immediately after ( $n = 15$ ), and 12 weeks after ( $n = 7$ ) the completion of the APT program. Paired  $t$ -tests, repeated measures analysis of variance, or nonparametric tests were used to analyze the data.

**Results:** On average, the APT program significantly enhanced general auditory processing abilities, including binaural integration and subjective listening abilities in the classroom. When the RM was used, significantly improved speech recognition and improved acceptance of background noise was measured relative to a condition with no technology.

---

\*University of North Texas, Denton, TX; †Rady Children's Hospital, San Diego, CA

Corresponding author: Erin C. Schafer, University of North Texas, Denton, TX 76203-5017; Email: erin.schafer@unt.edu

This study was funded by a research grant from the Texas Higher Education Coordinating Board.

Portions of this manuscript have been presented at the American Academy of Audiology conferences in 2017 and 2018, the American Speech-Language-Hearing Association in 2017, and the Educational Audiology Conference in 2017.

**Conclusions:** Following the APT program, the participants exhibited the greatest improvements in testing that required binaural integration and auditory working memory. The use of the RM technology was able to address the deleterious effects of noise on speech recognition in noise and acceptance of noise levels.

**Key Words:** auditory training, autism spectrum disorder, remote microphone technology

**Abbreviations:** ANL = Acceptable Noise Level; APD = auditory processing disorder; APT = auditory processing training; ASD = autism spectrum disorder; BKB-SIN = Bamford-Kowal-Bench Speech-in-Noise; CAPDOTS = Central Auditory Processing Disorder Online Therapy System; CELF-5 = Clinical Evaluation of Language Fundamentals—Fifth Edition; CHAPS = Children’s Auditory Performance Scale; DIID = dichotic interaural intensity difference; DWT = Dichotic Words Test; LIFE-R = Listening Inventory for Education—Revised; LiSN-S = Listening in Spatialized Noise—Sentence Test; RDDT = Randomized Dichotic Digits Test; RM = remote microphone; SD = standard deviation; SRT = speech reception threshold; TAPS-3 = Test of Auditory Processing Skills—Third Edition

## INTRODUCTION

Individuals diagnosed with autism spectrum disorder (ASD) exhibit auditory dysfunction and deficits in social communication (Tomchek and Dunn, 2007; Ashburner et al, 2008; American Psychiatric Association, 2013; Schafer et al, 2013; 2016). More specifically, parents of children with ASD report that their children have atypical auditory filtering and processing, difficulty attending to auditory stimuli, distractibility, and dysfunction in noisy environments (Tomchek and Dunn, 2007; Ashburner et al, 2008). In addition, many individuals with ASD display significantly poorer speech recognition in noise, temporal processing, and spatial processing (i.e., binaural integration) than age-matched, typically developing peers (Alcántara et al, 2004; Schafer et al, 2013; Rance et al, 2014). Strategies to enhance the auditory performance of children and young adults with ASD are paramount, given the poor acoustics and high levels of noise found in typical school classrooms paired with the academic difficulties that most children with ASD experience (Cruckley et al, 2011).

Two management approaches to address the auditory deficits in individuals with ASD include the use of remote microphone (RM) technology and the completion of auditory training. RM technology, consisting of a microphone coupled to a transmitter for the primary talker and open-ear receivers for individuals with normal pure-tone hearing, is a highly beneficial strategy that improves speech recognition in noise, auditory comprehension, acceptance of noise, on-task behaviors, teacher- and parent-rated auditory listening behaviors, physiologic stress levels, and self-perceived listening difficulty (Schafer et al, 2013; 2014b; 2016; Rance et al, 2014; 2017).

Although this technology addresses the effects of external noise and poor acoustics, few research studies have investigated strategies to improve auditory processing abilities in individuals with ASD. One strategy that has gained some attention in ASD and other populations is the use of dichotic auditory train-

ing (i.e., practice identifying different stimuli presented to the two ears), given that dichotic listening or binaural integration is generally poor in individuals with ASD (Hayashi et al, 1989; Kozou et al, 2018). In one study, three participants with ASD showed improved language and auditory processing following 12 weeks of dichotic listening training (Denman et al, 2015), and more recently, four sessions of dichotic training improved dichotic scores in 125 children and adolescents who had auditory processing deficits, unilateral ear weaknesses, and binaural interaction deficits (Moncrieff et al, 2017). In addition, auditory training with speech-in-noise and dichotic stimuli improved auditory processing abilities in 39 children diagnosed with APD (Loo et al, 2016).

Given the documented benefits of RM technology and the potential benefits of dichotic and speech-based training for individuals diagnosed with ASD, the purpose of the present study was to determine the efficacy and effectiveness of a 12-week auditory processing training (APT) program for children and young adults with ASD. The program consists of computerized dichotic training, one-on-one therapist-directed auditory training, and the use of RM technology at home and in the classroom.

## METHODS

Before the candidacy screening, assent was obtained from children aged less than 18 years, and signed consent forms were obtained from parents of those children and adult participants. Candidates for the study were required to pass a pure-tone air conduction hearing screening in each ear at 15-dB HL for 500–8000 Hz (audiometer: GSI-51 [Grason Stadler, Eden Prairie, MN]; headphones: TDH-50 [Telephonics, Farmingdale, NY]), have normal middle ear function as measured by Type A tympanograms (Maico MI34; Maico Diagnostics, Eden Prairie, MN), and have normal nonverbal intelligence (i.e.,  $\geq 70$ ) on the Comprehensive Test of Nonverbal Intelligence—Second Edition (Hammill et al, 2009).

## Participants

This study was approved by the Institutional Review Board at the University of North Texas. The 15 participants who met the inclusion criteria were high functioning and aged between 7 and 22 years with a formal diagnosis of ASD as his ( $n = 10$ ) or her ( $n = 5$ ) primary disability (Table 1). According to the parent report, the participants were diagnosed with ASD by a licensed specialist in school psychology, a pediatric neurologist, a developmental pediatrician, or a school diagnostician. Participants had no reported otologic history. According to the case history form summarized in Table 2, all participants had major listening difficulties in numerous situations. All participants were right-handed (two participants used both hands for some tasks).

## Test Measures and Questionnaires

The behavioral test measures for this study are detailed in Table 3 and were selected to represent a broad range of auditory processing skills. Participants were asked to complete three, two-day test sessions (three hours each) conducted at baseline (Pretest), immediately after completing the 12-week APT program (Posttest 1), and 12 weeks after the APT program was completed (Posttest 2). Fifteen participants completed the first and second test sessions, and seven participants agreed to complete the third session (participants 1–7). Some participants were unable to complete all test measures because of fatigue, lack of focus, unreliability, or unwillingness to cooperate.

General auditory processing abilities were evaluated with the Test of Auditory Processing Skills—Third Edition (TAPS-3; Martin and Brownell, 2005) and the Clin-

ical Evaluation of Language Fundamentals—Fifth Edition (CELF-5; Wiig et al, 2013) Following Directions subtest. Stimuli were presented as live voice by the examiner who was seated approximately three feet from the participant in a quiet room.

Speech recognition in noise and acceptance of noise were assessed with the Bamford–Kowal–Bench Speech-in-Noise (BKB-SIN, 2005) and the Acceptable Noise Level (ANL, 2009) tests, respectively, in a sound booth. The BKB-SIN stimuli, which are prerecorded on a compact disc, were presented from a loudspeaker located at 0° azimuth. This test yields a 50% correct speech-in-noise threshold in dB SNR (i.e., SNR-50). In addition to the threshold testing, following the 12-week training period, separate lists of the BKB-SIN test were used to assess percent-correct speech recognition in noise with fixed signal levels (–5-dB SNR) with and without the RM technology (Phonak Roger Focus; Sonova USA Incorporated Phonak, Warrenville, IL). In these conditions, the examiner presented the sentence stimuli through the audiometer microphone (i.e., monitored live voice at 65-dBA/55-dB HL) in the no-technology condition and both the audiometer microphone and the Roger Pen transmitter microphone (6 in. from the mouth) in the RM technology condition. The fixed-intensity noise (70-dBA/60-dB HL) was presented from the BKB-SIN compact disc.

The Listening in Spatialized Noise-Sentences Test (LiSN-S) (Cameron and Dillon, 2007) software, administered under circumaural headphones (Sennheiser HD 215), assesses spatial processing abilities in five conditions. The low-cue speech reception threshold (SRT) condition presents the speech and masker at 0° azimuth, and the high-cue SRT condition presents the speech at 0° and noise at  $\pm 90^\circ$  azimuth. The three remaining conditions yield different scores in dB to assess the

**Table 1. Participant Demographic Characteristics**

Subject No.	Age (years; months)	Gender	Other Disabilities	% of CAPDOTS Completed	Test Sessions Completed
1	9; 6	F	ADHD and APD	80	1, 2, and 3
2	21; 9	M	ADHD	67	1, 2, and 3
3	7; 5	M	ADHD	91	1, 2, and 3
4	7; 11	M	ADHD, language disability, and anxiety disability	51	1, 2, and 3
5	14; 7	M	ADHD and SLI	100	1, 2, and 3
6	10; 3	M	Language disability	51.1	1, 2, and 3
7	12; 0	F	SLI and language disability	89	1, 2, and 3
8	20; 6	M	ADHD, learning disability, and APD	88	1 and 2
9	16; 4	F	Anxiety disability	100/98.1	1 and 2
10	21; 8	F	ADHD and anxiety disability	100/73.1	1 and 2
11	21; 5	F	ADHD	100/73.1	1 and 2
12	10; 2	M	Language disability	100/71.1	1 and 2
13	15; 10	M	Did not complete form	100/31.1	1 and 2
14	9; 5	M	Did not complete form	100/88.9	1 and 2
15	15; 7	M	Language disability	100	1 and 2

Note: Some participants repeated the CAPDOTS program within the 12-week training period. ADHD = attention-deficit hyperactivity disorder; APD = auditory processing disorder; SLI = specific language impairment.

**Table 2. Parent- or Participant-Reported Listening Difficulties**

	Participant Number
Listening situation	
In most situations	1, 5, 7, 9, 10, 11, and 15
In small groups	5, 7, 9, and 15
In large groups	3, 4, 5, 6, 8, 9, 10, 12, and 15
In the classroom	4, 5, 6, 7, 8, 9, 10, and 15
At parties	3, 4, 5, 8, 9, 10, 11, 12, and 15
In restaurants	3, 4, 5, 7, 8, 9, 10, 15
In other social situations	3, 9, 10, 11, 12, and 15
Listening problems	
Paying attention	1, 2, 3, 4, 5, 6, 7, 8, 10, and 15
Easily distracted	1, 2, 3, 4, 5, 6, 7, 8, 10, 11, 12, and 15
Confused in noisy situations	1, 3, 4, 5, 6, 7, 8, 10, 11, and 12
Difficulty following directions	1, 3, 5, 6, 7, 8, 9, 11, and 15
Sensitive to loud sounds	1, 2, 3, 4, 5, 6, 7, 8, 10, 11, and 12
Easily upset by new situations	1, 3, 5, 7, 9, 10, and 11
Difficulty sitting still	3, 4, 5, 8, 9, 10, 11, and 12
Impulsive	2, 4, 5, 8, 9, 10, and 12
Often daydreams	1, 2, 3, 5, 7, 9, 10, 11, 12, and 15
Often asks for repetition	1, 3, 5, 6, 7, 9, 10, and 11
Prefers to play/do activities alone	3, 5, 7, 8, 10, 11, and 12
Yelling or rowdy behavior	5, 6, and 9
Shy and anxious	3, 5, 6, 7, 9, 10, and 15
Lacks self confidence	5, 7, 9, 10, 11, 12, and 15
Does not complete assignments	1, 5, 7, 8, and 10
Easily frustrated	1, 2, 3, 4, 5, 6, 7, 8, 9, 10, 11, and 15

potential benefit of (a) same versus different talkers for the stimulus and masker presented at 0° azimuth (talker advantage), (b) same talkers with noise at 0° versus ±90° azimuth (spatial advantage), and (c) same stimulus and masker at 0° versus different stimulus and masker with speech at 0° and the masker at ±90° azimuth (total advantage). Binaural integration was assessed with the Dichotic Words Test (DWT) and Randomized Dichotic Digits Test (RDDT), which were administered under circumaural headphones (Sennheiser HD 215) using the Audia Dichotic software (Dichotics, Inc., n.d.).

Participants who were able to reliably complete questionnaires were asked to complete the Listening Inventory for Education—Revised (LIFE-R; Anderson et al, 2011). Parents of children (≤14 years) were asked to complete the Sensory Profile 2 (Dunn, 2014), and classroom teachers of the children (≤18 years) were asked to

complete the teacher version of the LIFE questionnaire and the Children’s Auditory Performance Scale (CHAPS; Smoski et al, 1998).

### Auditory Processing Training Program

The APT program required participants to complete a one-hour training session three times/week for 12 weeks in the laboratory and to use RM technology at home and school. Each training consisted of 30 minutes of an active, web-based dichotic integration listening training known as the Central Auditory Processing Disorder Online Therapy System (CAPDOTS-Integrated, 2018) and 30 minutes of one-on-one, clinician-developed, auditory training in a quiet room.

CAPDOTS is a dichotic listening training program that uses interaural and adaptive lead-lag timing differences to improve binaural integration skills of different speech stimuli (words, numbers, and syllables). Its goal is similar to the dichotic interaural intensity difference (DIID) training (Weihsing and Musiek, 2014) but differs from DIID in approach. DIID uses interaural intensity or loudness differences. However, with CAPDOTS, the dichotic stimuli are equal in intensity in each ear but only differ in the timing of the presentation stimuli. CAPDOTS is a free-recall training program whereby the participant repeats what is heard in both ears and is not required to repeat a specific side (left or right) first, as is the case in directed-ear exercises. Directed-ear exercises require higher levels of cognitive control and executive function (Hugdahl et al, 2009). As with all free-recall exercises, there is no need to identify a dominant ear. With this in mind, CAPDOTS exercises are balanced with half of the items presented on the left side first, followed by the right side after a prescribed lag time. The other half of the items are presented to the right side, followed by the left side after a prescribed lag time. Again, the participant’s order of response was not a scoring factor. Handedness, also, is not a necessary consideration during training.

A graduate student serving as a test assistant was seated next to the participant to record all correct responses. CAPDOTS was administered via a laptop computer and supra-aural headphones (Sony ZX310; Sony Corporation of America, New York, NY). The percentage of CAPDOTS completion is shown in Table 1. Participants who have two percentages completed the program and began the program a second time.

The 30 minutes of one-on-one adaptive training activities were individualized for each participant based on Pretest functioning levels on the TAPS-3 and CELF-5. In addition to examining overall subtest scores for each participant, the speech-language pathologist noted where breakdowns started to occur (e.g., repeating

**Table 3. Detailed Descriptions of Behavioral Test Measures**

Test Name	General Description	Test Detail
TAPS-3	Hierarchy of Aud. processing skills needed for development, use, and understanding of language in academic and everyday settings	Word discrimination, Phon. segmentation, Phon. blending, numbers forward and reversed, word memory, sentence memory, Aud. comprehension, and Aud. reasoning
CELF-5	Examines understanding of spoken directions, recall of information, and recognition of pictured objects	Following Directions subtest
BKB-SIN test—two-list pairs	Estimates the SNR necessary for the listener to repeat 50% of key words in multitalker babble	Determined dB SNR with loudspeakers at 0°; also tested live voice—5 dB SNR (speech 60/noise 65) with and without RM technology to yield % correct.
ANL test	Quantifies SNR listener is willing to accept or “put up with” for a long period of time	Tested with and without RM technology, male talker at 0° azimuth, noise at 180°, and ANL repeated twice and averaged
LiSN-S	Evaluates the listener’s ability to separate stimuli differing in space ( $\pm 0^\circ$ azimuth vs. $\pm 90^\circ$ azimuth) and vocal quality (same vs. different voices)	Low-cue SRT: no spatial/vocal cues available; high-cue SRT: both vocal/spatial cues available; talker Adv: use of different vocal characteristics; spatial Adv: use differences in the physical location; and total Adv: use of talker and spatial Adv cues
DWT and RDDT	Assess binaural integration or significant ear differences for dichotic word or digit stimuli.	Stimuli include 4 lists of 25 word pairs and 2 lists of 54 sets of 1-, 2-, and 3-digit pairs. Stimuli presented simultaneously to ears; listener asked to repeat stimuli free recall
Child Sensory Profile 2	Parent ranks child’s sensory processing patterns on a scale of 5 (almost always) to 1 (almost never) in the context of everyday situations	Ratings analyzed for audition, social–emotional, attention, seeking/seeker, avoiding/avoider, sensitivity/sensor, and registration/bystander
LIFE-R—student and teacher version	Teacher or student rates his or her own classroom listening abilities as compared with peers on a scale of 5 (always easy) to 1 (always difficult)	No listening challenges = 75 Occasional listening challenges = 60 Sometimes challenged = 45 Often or regularly has challenges = 30 Almost always challenged = 15
CHAPS	Teacher rates listening behaviors in the classroom relative to peers on a scale from +1 (less difficulty) to –5 (cannot function at all)	Rating averaged across conditions to determine if child is at-risk for academic issues: noise, quiet, ideal conditions, multiple inputs, auditory memory sequencing, auditory attention span

Adv = advantage; Aud. = auditory; Phon. = phonological.

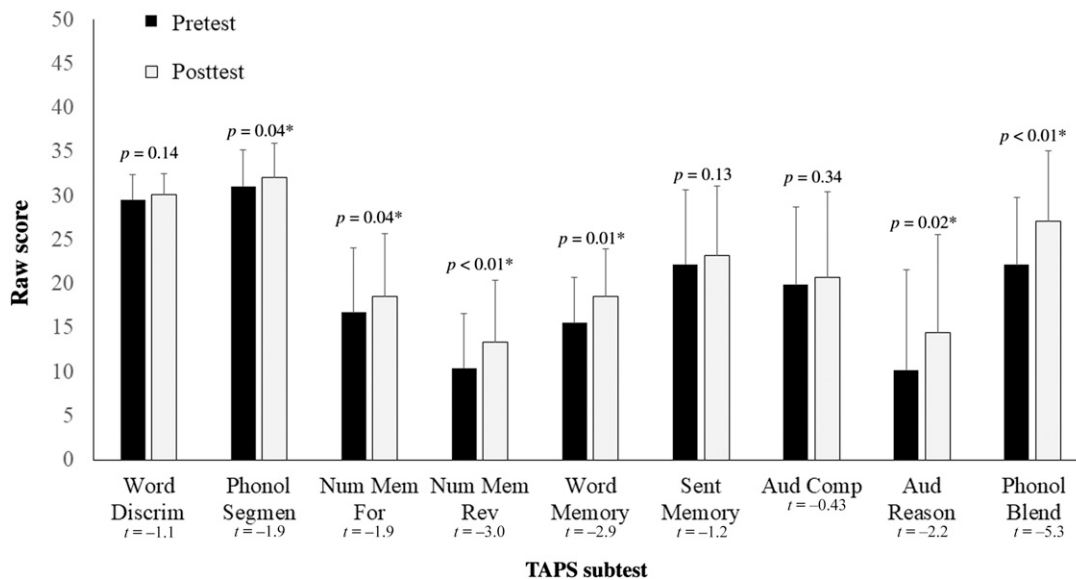
sentences with three major components) to determine appropriate tasks for each participant. Training tasks included (a) following directions (e.g., “point to the boy with brown hair”), (b) word and sentence repetition (e.g., repeat three word set: “row, baby, and light”), and (c) auditory comprehension (e.g., three components: “Sam/went to the park/to play on the slide.”; “Where the boy did he go?”; “What was the boy’s name who went?”; and “What did he play on?”). Training stimuli were presented in quiet and increasing levels of background noise (i.e., quiet room, 45, 50, 55, and 60 dBA). The noise level was increased by one step each time the task was mastered with 80% accuracy. Linguistic complexity was increased by 5 dB once a particular level was mastered at each of the four background noise levels. The overall goal was to achieve maximum linguistic functioning at noise levels experienced in everyday listening situations.

After the first testing session, the participants were fit with bilateral Roger Focus receivers with a small

dome used in conjunction with a Roger Pen transmitter. Appropriate volume settings on the receivers were determined using the Desired Sensation Level v5 prescriptive targets for 15-dB HL hearing thresholds as measured with the Audioscan Verifit 2 (Audioscan, Dorchester, Ontario) (Scollie et al, 2005; Schafer et al, 2014a). During the 12-week training period, the participants were asked to use the RM technology at home and at school during direct instruction from the teacher. It is important to note that the investigators could not determine exact hours of RM technology use per day; however, parents and participants confirmed that the system was used on a regular basis.

## RESULTS

**A**verage raw scores across TAPS-3 subtests are shown in Figure 1. According to a paired *t*-test, the average raw scores significantly improved on six subtests. However, average raw scores on the CELF-5



**Figure 1.** Average raw scores on the TAPS pre- and post-APT program ( $N = 15$ ). Data were analyzed with a paired  $t$ -test; statistical results are provided. Vertical lines represent one SD.

Following Directions subtest were not significantly different between Pretest ( $M = 20.1$ ; standard deviation [SD] = 8.8) and Posttest 1 ( $M = 22.0$ ; SD = 6.9;  $t_{(14)} = -1.7$ ,  $p = 0.06$ , one-tailed).

Average BKB-SIN thresholds ( $n = 15$ ) were not significantly different between Pretest ( $M = 0.76$  dB; SD = 3.0) and Posttest 1 ( $M = -0.14$  dB; SD = 2.2) [ $t_{(14)} = -0.14$ ,  $p = 0.44$ ]. Similarly, the average ANLs ( $n = 14$ ) were not significantly different at Pretest ( $M = 4.3$  dB; SD = 9.0) and Posttest 1 ( $M = 4.7$  dB; SD = 6.7) [ $t_{(14)} = -0.14$ ,  $p = 0.44$ ].

However, when comparing the performance in the no-technology condition ( $M = 63.3\%$ ; SD = 28.5) with the RM technology condition ( $M = 99.6\%$ ; SD = 0.93), a paired  $t$ -test ( $n = 11$ ) showed a significant average improvement [ $t_{(11)} = -4.1$ ,  $p = 0.001$ ] in percent-correct speech recognition in noise scores. Likewise, participants ( $n = 8$ ) showed a significantly lower (better) ANL when using the RM system ( $M = 0.69$ ; SD = 7.0) as compared with the condition with no-RM system ( $M = 7.4$ ; SD = 7.4) [ $t_{(8)} = 2.4$ ,  $p = 0.02$ ].

The average performance ( $N = 15$ ) and data analyses for the LiSN-S are shown in Figure 2. For the SRT conditions, significantly better performance was found after training in the high-cue condition (i.e., lower thresholds), but not the low-cue condition. For the advantage conditions, no difference was detected across test time, but significant differences were found across all three conditions (total > spatial > talker). No significant interaction effects were found for either analysis.

Average performance and analyses for the DWT and RDDT are shown in Figures 3 and 4, respectively, where data were categorized according to the dominant (i.e., higher score) and nondominant ear (Moncreiff, 2015).

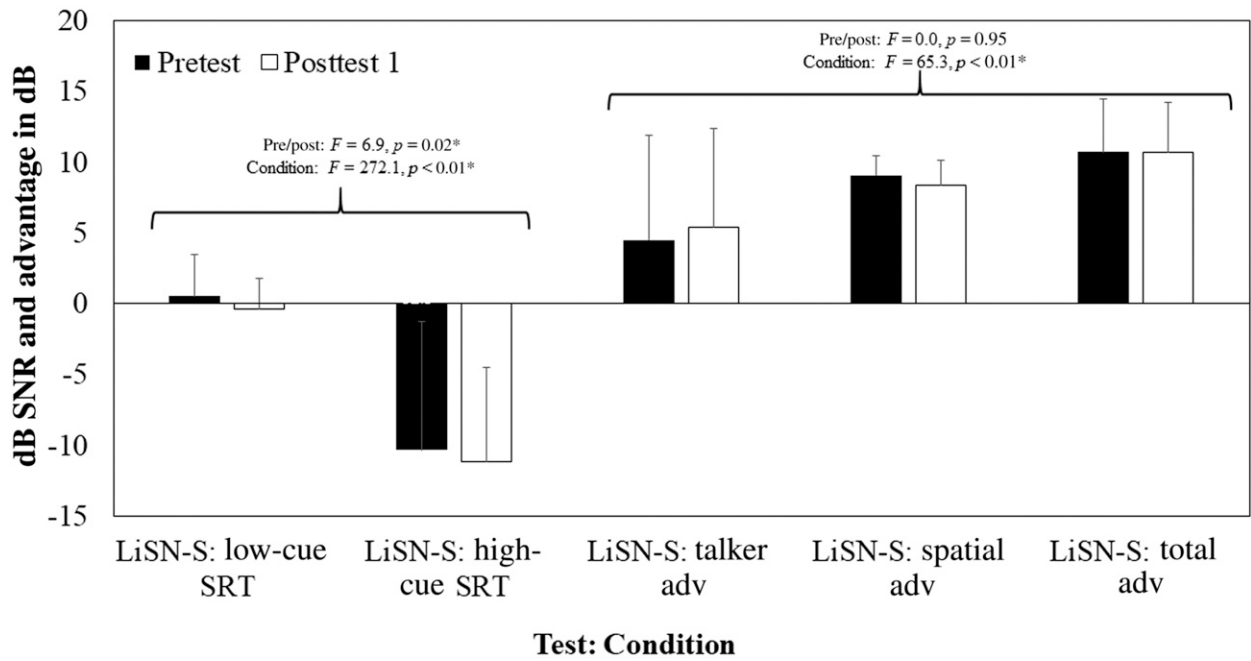
For the DWT, post hoc analyses suggested that Posttest 1 scores were significantly higher than Pretest scores, but the significant improvements occurred only in the non-dominant ear. Interaural asymmetry (ear differences) significantly decreased from Pretest to Posttest 1 (Figure 5). For the RDDT (Table 4), all Posttest 1 scores were significantly better than the Pretest score for the nondominant ear. Interaural asymmetry significantly decreased from Pretest to Posttest 1 for the two- and three-pair digits.

## Questionnaires

On the participant LIFE-R questionnaire ( $n = 10$ ), the average sum of the ratings for the Pretest was 50.2 (SD = 16.7) and for Posttest 1 was 59.3 (SD = 7.4). According to a Wilcoxon signed-rank test, the participants perceived significant improvements in classroom listening after training and the use of the RM technology ( $z = -1.5$ ,  $p = 0.05$ ). Average ratings on the Sensory Profile 2 ( $n = 10$ ) are shown in Figure 6; significant results were found in several conditions. Despite multiple inquiries, the response rate for the LIFE-R and the CHAPS teacher questionnaires was poor, and as a result, these results do not represent the entire sample. The results of the few questionnaires that were returned are provided in Table 5. Overall, most participants were reported to have difficulties listening before the study, and for those who completed the posttest questionnaires, modest improvements in listening ability were documented.

## Posttest 2 Results

The analyses for the seven participants (1–7 in Table 1), aged 7 years 5 months to 21 years 9 months,

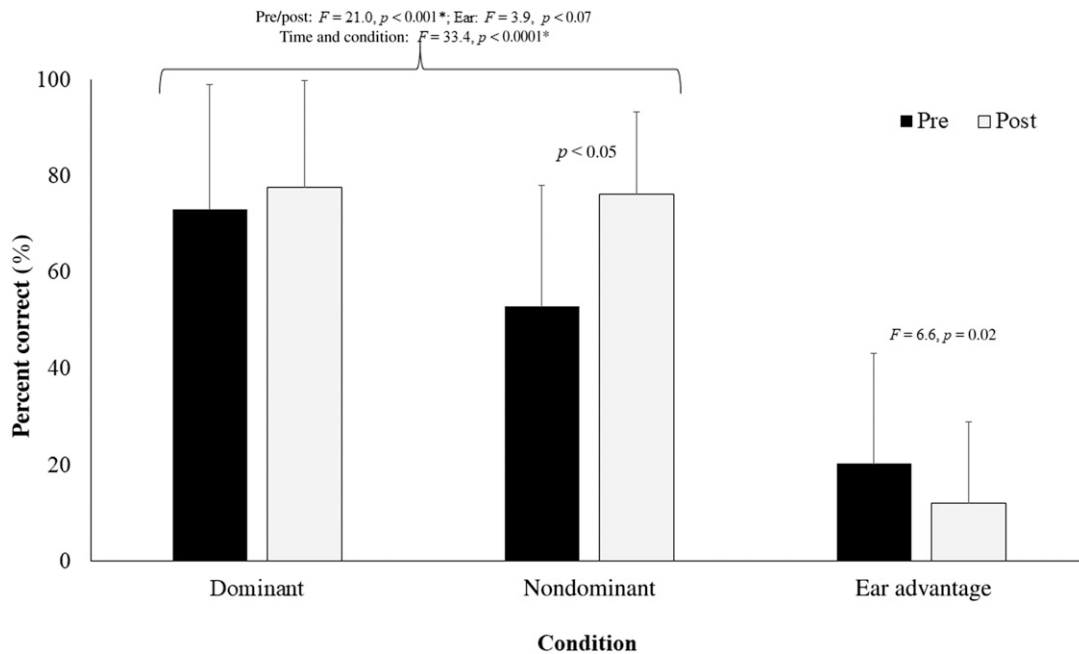


**Figure 2.** Results on the LiSN-S for the SRT conditions (in dB SNR where lower is better) and the advantage conditions (dB where higher is better). LiSN-S data were analyzed with two separate, two-factor repeated measures analysis of variance with a Greenhouse-Geisser correction. Adv = advantage; vertical lines represent one SD.

who completed a third test session (12-week training) are provided in Table 6. Overall, the significant performance improvements measured for most tests from the Pretest to the Posttest 1 sessions were maintained in the Posttest 2 session.

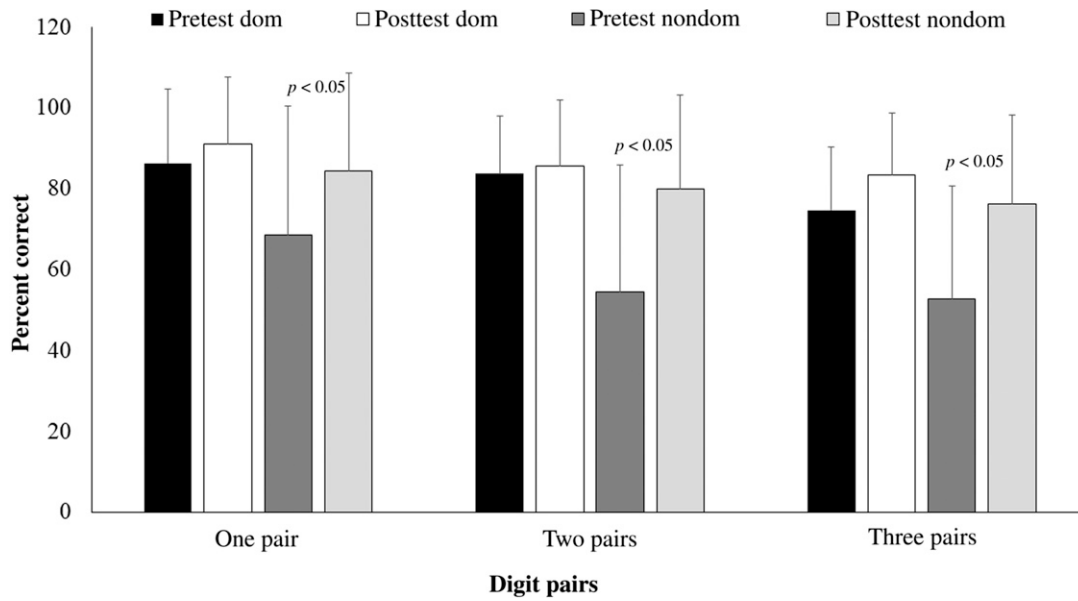
### DISCUSSION

The primary goal of this study was to determine the efficacy and effectiveness of the 12-week APT program for enhancing general auditory processing skills



**Figure 3.** Average percent-correct scores on the DWT (N = 15). Because of expected performance differences (Moncreiff and Wilson, 2009), data were analyzed with a two-factor repeated measures analysis of variance with a Greenhouse-Geisser correction. Vertical lines represent one SD.

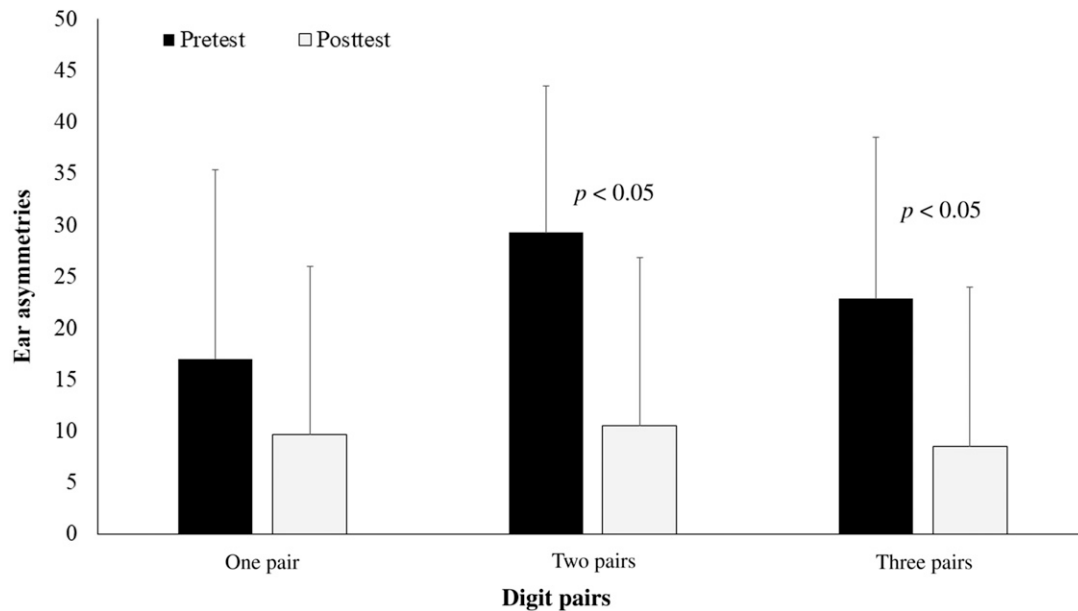
This document was downloaded for personal use only. Unauthorized distribution is strictly prohibited.



**Figure 4.** Average percent-correct scores on the RDDT (N = 15). Vertical lines represent one SD. Dom = dominant ear; Non-Dom = Nondominant ear.

in individuals with ASD. Following the completion of the APT program, on average, the 15 participants exhibited behavioral improvements in multiple areas, including phonological segmentation and blending (TAPS-3), number and word memory (TAPS-3), auditory reasoning (TAPS-3), and binaural integration of words and digit spans (DWT and RDDT). In particular, the abnormal interaural asymmetry on dichotic testing was significantly reduced. When the RM technology was in use, percent-correct speech recognition in noise and acceptance of background noise levels significantly

improved on the BKB-SIN and ANL tests, respectively. However, results on these tests did not show improvement after training when the RM technology was not in use. The ability to hear a speaker in speech competition showed significant improvement after training as measured by the LiSN-S high-cue condition, although improvement was not seen on the advantage conditions. When examining the effectiveness of the training, participant, parent, and/or teacher questionnaires confirmed improvements in auditory processing (Sensory Profile 2), attentional responses associated



**Figure 5.** Average interaural asymmetry calculations on the RDDT. Vertical lines represent one SD.



**Table 4. Statistical Analyses of the RDDT Data**

Test	Main Effect	df	F-Statistic	p-Value	Interpretation and Post Hoc Results
One pair	Time	1,60	6.6	0.02*	Posttest 1 > Pretest
	Ear	1,60	7.1	0.02*	Dominant > nondominant
	Interaction	1,60	9.8	0.01*	All conditions > Pretest for nondominant ear
Two pair	Time	1,60	10.8	0.005*	Posttest 1 > Pretest
	Ear	1,60	14.8	0.001*	Dominant > nondominant
	Interaction	1,60	14.2	0.002*	All conditions > Pretest for nondominant ear
Three pair	Time	1,60	15.8	0.001*	Posttest 1 > Pretest
	Ear	1,60	13.1	0.003*	Dominant > nondominant
	Interaction	1,60	6.8	0.02*	All conditions > Pretest for nondominant ear
Ear advantage	Time	1,90	19.6	0.002*	Posttest 1 < Pretest
	Digit pair	1,90	3.0	0.09	No advantage differences among digit pairs
	Interaction	1,90	2.2	0.15	No interaction

Note: Data were analyzed with a two-factor repeated measures analysis of variance with a Greenhouse-Geisser correction; post hoc comparisons were conducted with the Tukey–Kramer multiple comparisons test. N = 15.

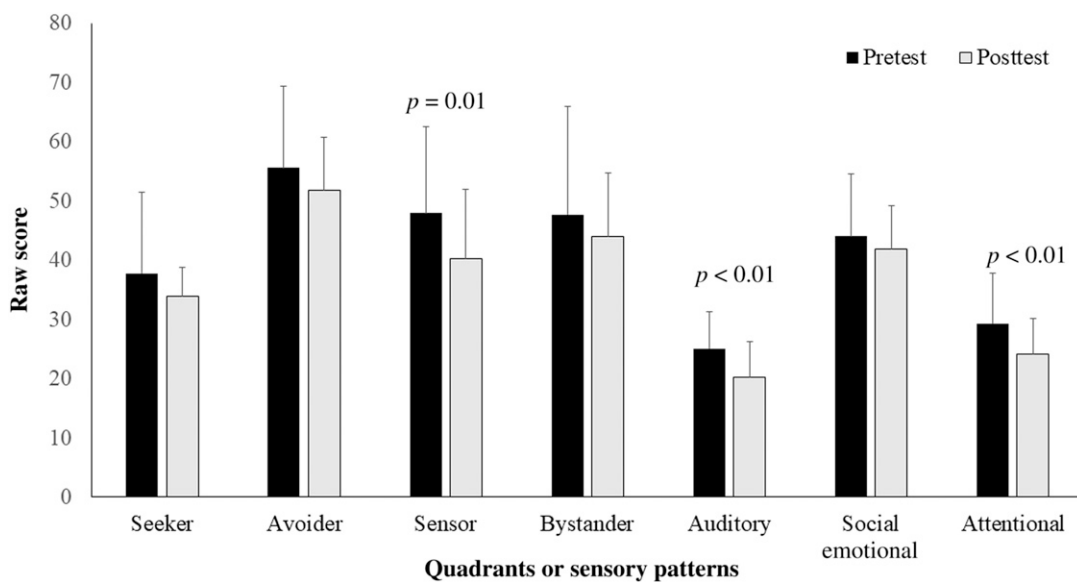
\*Statistically significant.

with sensory processing (Sensory Profile 2), the detection of sensory input (Sensory Profile 2), and reduced listening challenges in the classroom across various listening situations (LIFE-R and CHAPS).

When considering the specific areas of improvement and areas that did not improve, several noteworthy findings were considered. First, when considering all of the areas that improved on the TAPS-3 (phonological segmentation and blending; number and word memory; and auditory reasoning) and the binaural integration tasks (DWT and RDDT), it is evident that each of these tests and subtests required verbal and auditory working memory for various stimuli, areas in which those with ASD struggle when compared with neurotypical peers (Macizo et al, 2016; Wang et al, 2017; Vogan et al, 2018). As a result, completion of the APT program

addressed a significant deficit area for children with ASD. Given the wide range of stimuli used across the two training components of the APT program, the authors hypothesize that both aspects of the program, the one-on-one therapy and the dichotic listening training, resulted in the improved working memory on the various tasks. A similar type of training focused on auditory, visual, and visual–spatial working memory has also been successful for individuals with ASD (Weckstein et al, 2017).

Second, the Pretest and Posttest 1 scores on the DWT and RDDT highlight the substantial ear differences found for most participants, particularly on the RDDT. In addition, there is a possibility of age effects on these tests. On average, the eight older participants (>12 years) had higher scores of 79% (SD = 10) and 64%



**Figure 6.** Average raw scores on the Sensory Profile 2 questionnaire. The attention ratings relate to the child’s attentional responses associated with sensory processing. Data were analyzed with the Wilcoxon signed-rank test. Vertical lines represent one SD.

This document was downloaded for personal use only. Unauthorized distribution is strictly prohibited.

**Table 5. Teacher Ratings on LIFE-R and CHAPS Questionnaires**

Participant	Pretest	Posttest 1	Interpretation from Pretest to Posttest 1
	LIFE-R		
1	43	57	Sometimes experiences listening challenges to occasional listening challenges at posttest
3	61	75	Occasional listening challenges to no listening challenges or very rare at posttest
4	47	55	Sometimes experiences listening challenges to occasional listening challenges at posttest
5	20	*	Almost always has listening challenges at pretest
6	*	58	Occasional listening challenges at posttest
7	18	*	Almost always has listening challenges at pretest
14	47	*	Sometimes experiences listening challenges at pretest.
	CHAPS		
1	-2.47	-0.47	At risk to normal
3	-0.14	0	Normal to normal
4	-2.2	-0.5	At risk to normal
5	-4.27	-1.05	At risk to at risk
6	*	-0.83	* to normal
7	-4.03	-3.72	At risk to at risk
12	-1.14	-1.16	At risk to at risk
13	-1.6	*	At risk to *
14	-1.8	*	At risk to *
15	-2.38	*	At risk to *

\*Indicates that the teacher did not return the questionnaire. Higher ratings on the LIFE-R indicate fewer listening challenges. Lower ratings (more negative) on the CHAPS indicate greater listening difficulty.

(SD = 20) for the dominant and nondominant ears, respectively, than the dominant and nondominant scores of 66% (SD = 21) and 41% (SD = 32), respectively, for the younger participants. Similarly, when examining the average two-pair digit data, the eight older participants (>12 years) had higher scores of 89% (SD = 18) and 71% (SD = 24) for the dominant and nondominant ears, respectively, than the dominant and nondominant scores of 77% (SD = 16) and 35% (SD = 30), respectively, for the younger participants.

Most notable, however, is that following training, all participants improved their nondominant ear scores on the DWT, and all but one participant (who had 97% correct on the Pretest) improved their scores on the two-pair digits. In addition, in the dominant ear, seven participants improved their DWT scores, and eight participants showed improved performance on the two-pair digits. Age did not appear to be a factor in the presence or absence of improvements in the dominant ear. More specifically, for the seven participants who had abnormal DWT performance at Pretest, four showed typical performance after training, and abnormal interaural asymmetries were eliminated in two additional participants. For the 11 subjects with abnormal RDDT performance at Pretest, four had typical performance after training. Two additional participants who had unilateral weakness and poor scores bilaterally no longer showed unilateral weakness after training. Given the substantial improvements, it is evident that the CAPDOTS training directly addressed some of the binaural integration weaknesses seen on the dichotic tests. Similar training has been successful

in children diagnosed with auditory processing disorders (Moncrieff et al, 2017).

Third, although the response rate was poor for some of the questionnaires, particularly those from the teachers, at least two questionnaires for each participant documented listening difficulties in various everyday situations. In addition, participant listening difficulties were documented on the case history form (summarized in Table 2). Following training, at least one questionnaire for each participant documented decreased listening difficulty in various listening situations inside or outside of the classroom. The most complete Pretest and Posttest datasets were obtained for the participant LIFE-R (n = 10) and the parent Sensory Profile (n = 10). Results of these questionnaires suggested improvements for listening in classroom situations, processing of general sensory input, and attentional behaviors (e.g., eye contact and paying attention). Given the poor return rate from the teacher questionnaires, caution must be used when interpreting these limited results (Table 5).

In contrast to the aforementioned tests and questionnaire results, after the APT program, no group improvements in spatial processing were measured on the LiSN-S test, likely because of normal Pretest scores, and no group improvements were measured for speech recognition in the presence of noise on the BKB-SIN. Although the APT program did not significantly improve speech recognition in noise performance on the BKB-SIN, descriptive analysis of the individual data provides some insights into the speech recognition deficits of the participants. First, when comparing individual

**Table 6. Results of Repeated Measures ANOVA from Participants Who Completed Three Test Sessions**

Test	Subtest	df	F-Statistic	p-Value	Interpretation and Post Hoc Results
TAPS-3	Word discrimination	2,21	0.64	0.54	No differences across three test sessions
	Phonol segmentation	2,21	1.5	0.26	No differences across three test sessions
	Num Mem forward	2,21	6.8	0.01*	Posttest 2 > Pretest; Posttest 1 = Posttest 2
	Num Mem reversed	2,21	2.7	0.12	No differences across three test sessions
	Word memory	2,21	2.2	0.15	No differences across three test sessions
	Sentence memory	2,21	0.76	0.50	No differences across three test sessions
	Auditory comp	2,21	0.01	0.99	No differences across three test sessions
	Auditory reasoning	2,21	7.3	0.009*	Posttest 1 > Pretest; Posttest 1 = Posttest 2
	Phonol blending	2,21	8.4	0.005*	[Posttest 1 > Pretest; Posttest 2 > Pretest; Posttest 1 = Posttest 2]
CELF	Following Directions	2,21	5.8	0.04*	Posttest 1 and Posttest 2 > Pretest; Posttest 1 = Posttest 2
BKB-SIN		2,18	4.9	0.03*	Posttest 2 > Pretest
ANL		2,21	0.96	0.41	No differences across three test sessions
LISN-S	SRT Conditions				
	Main effect: time	2,42	2.1	0.017	No differences across three test sessions
	Main effect: condition	1,42	81.7	0.0001*	High-cue SRT better than low-cue SRT
	Interaction effect	1,42	1.1	0.37	No interaction effect
	Advantage Conditions				
	Main effect: time	1,63	1.3	0.31	No differences across three test sessions
DWT	Main effect: condition	2,63	36.6	0.0008*	Total > spatial > talker condition
	Interaction effect	4,63	2.3	0.09	No interaction effect
	Main effect: time	2,42	20.5	0.001*	Posttest 1 and Posttest 2 > Pretest
RDDT	Main effect: ear	1,42	3.4	0.11	Nondominant ear < all other conditions
	Interaction effect	2,42	6.8	0.01*	Dominant ear Pretest < dominant ear Posttest 2
	One-digit Pairs				
RDDT	Main effect: time	2,42	12.9	0.001*	Posttest 1 and Posttest 2 > Pretest
	Main effect: ear	1,42	5.9	0.051	Nondominant ear Pretest < all conditions
	Interaction effect	2,42	5.2	0.02*	Dominant ear Pretest < dominant ear Posttest 2
	Two-digit Pairs				
	Main effect: time	2,42	15.2	0.0005*	Posttest 1 and Posttest 2 > Pretest
	Main effect: ear	1,42	8.1	0.03*	Dominant ear > nondominant ear
	Interaction effect	2,42	11.3	0.002*	Nondominant ear Pretest < all other conditions
	Three-Digit Pairs				
	Main effect: time	2,42	13.8	0.0008*	Posttest 1 and Posttest 2 > Pretest
	Main effect: ear	1,42	9.8	0.02*	Dominant ear > nondominant ear
	Interaction effect	2,42	5.0	0.03*	Nondominant ear Pretest < all other conditions
	Advantage-All Pairs				
Main effect: time	2,63	17.2	0.0003*	Posttest 1 and Posttest 2 > Pretest	
Main effect: pairs	2,63	1.8	0.20		
Interaction effect	4,63	0.59	0.67		

Notes: Data were analyzed with repeated measures ANOVA; post hoc comparisons were conducted with the Tukey–Kramer multiple comparisons test. N = 7. ANOVA = analysis of variance; Comp = comprehension; Mem = memory; Num = number; Phonol = phonological. \*Statistically significant.

Pretest performance with normative data by age in the BKB-SIN test manual (2005), 11 of the 15 participants had speech-in-noise thresholds that were worse than most similarly aged neurotypical peers (i.e., >1 SD and worse thresholds than 68% of children his/her age), consistent with previous research (Alcántara et al, 2004; Schafer et al, 2013). After training, 6 of these 11 participants improved their thresholds to within one SD of the BKB-SIN normative data. Thus, despite the lack of a significant group finding on the BKB-SIN test, individual data suggest that the APT program improved performance for some individuals. In addition, when the RM technology was in use, speech recogni-

tion in noise and the acceptance of background noise was significantly improved for all participants, suggesting that this type of technology is beneficial in noisy listening situations (Knecht et al, 2002; Cruckley et al, 2011).

### Study Limitations

Limitations of this study relate to sample size, age range of the participants, heterogeneity of the ASD population, lack of a control group or repeated baseline measure, limited control over hours of RM technology use, poor response rate for the teacher questionnaires,

and the inability to determine the relative contributions of the three interventions. Continued data collection from individuals diagnosed with ASD and age-matched neurotypical peers will address some of these limitations. However, it is important to note that in any sample of individuals with ASD, multiple factors will contribute to the variability in performance. These factors include age, coexisting disabilities, auditory attention, hours of RM technology use per day, and maturation of auditory skills (particularly for dichotic testing). Given the heterogeneity (i.e., spectrum of abilities) in the ASD population and the range of educational environments in which children with ASD are taught, most of these factors are difficult to control. In addition, it is challenging to recruit and retain participants and families who are willing and able to complete training studies that require a substantial time commitment (approximately 42 days).

### Clinical Implications

Although it was important to test the APT program in a laboratory-based study, the time commitment that was required for the participants and families was a substantial barrier. However, the investigators believe that it is feasible to implement each of these interventions through clinical or school-based audiology services and through speech-language therapy. Clinical or educational audiologists can fit and monitor the RM technology, and audiologists or speech-language pathologists can administer the web-based CAPDOTS program. In the present study, it is evident that CAPDOTS improved binaural integration, and multiple studies, including the present, support the use of RM technology for improving classroom and self-perceived listening abilities (Schafer et al, 2013; 2016; Rance et al, 2014). Consistent use of the RM technology for a longer period of time (i.e., >12 weeks) may result in even greater benefits than those measured in the present study (Friederichs and Friederichs, 2005; Johnston et al, 2009; Hornickel et al, 2012; Smart et al, 2017). Implantation of the one-one-one auditory training in background noise with a speech-language pathologist or audiologist is also viable in a school- or therapy-based setting. Manuscript preparation is underway to provide more detailed information about implementing the one-on-one auditory training and expected training improvements over time in a group of individuals with ASD.

To summarize, this study provides evidence that the APT program consisting of computerized dichotic training, one-on-one therapist-directed auditory training, and the use of RM technology at home and in the classroom significantly enhanced auditory processing abilities and

working memory in 15 children and young adults diagnosed with ASD.

**Acknowledgments.** CAPDOTS provided the auditory training program and Phonak loaned the participants the remote microphone technology used during the study.

### REFERENCES

- Alcántara JI, Weisblatt EJ, Moore BC, Bolton PF. (2004) Speech-in-noise perception in high-functioning individuals with autism or Asperger's syndrome. *J Child Psychol Psychiatry* 45(6): 1107–1114.
- American Psychiatric Association. (2013) *Diagnostic and Statistical Manual of Mental Disorders*. Washington, DC: American Psychiatric Association.
- Anderson K, Smaldino J, Spangler C. (2011) Listening Inventory for Education–Revised (L.I.F.E.-R.). <https://successforkidswithhearingloss.com/>. Accessed January 1, 2015.
- ANL. (2009) Acceptable noise level: ANL. Kelowna: Cosmos Distributing Co. Ltd.
- Ashburner J, Rodger S, Ziviani J. (2008) Sensory processing and classroom emotional, behavioral, and educational outcomes in children with autism spectrum disorder. *Am J Occup Ther* 62: 564–573.
- BKB-SIN. (2005) *BKB-SIN: Bamford-Kowal-Bench Speech in Noise Test*. Elk Grove Village, IL: Etymotic Research.
- Cameron S, Dillon H. (2007) Listening in Spatialized Noise - Sentence Test (Version 2.400) [Computer Software]. Sydney, Australia: National Acoustic Laboratories.
- CAPDOTS-Integrated. (2018) [Computer Software]. capdots.com.
- Cruckley J, Scollie S, Parsa V. (2011) An exploration of non-quiet listening at school. *J Educ Audiol* 17:23–35.
- Denman I, Banajee M, Hurley A. (2015) Dichotic listening training in children with autism spectrum disorder: a single subject design. *Int J Audiol* 54(12):991–996.
- Dichotics, Inc. (n.d.) Audia Dichotic (Version 1.4.4) [Computer Software]. [dichoticsinc.com/#software](http://dichoticsinc.com/#software).
- Dunn W. (2014) *Sensory Profile 2 Manual*. San Antonio, TX: Pearson.
- Friederichs E, Friederichs P. (2005) Electrophysiologic and psychoacoustic findings following one-year application of a personal ear-level FM device in children with attention deficit and suspected central auditory processing disorder. *J Educ Audiol* 12:31–36.
- Hammill DD, Pearson NA, Weiderholt JL. (2009) *Comprehensive Test of Nonverbal Intelligence*. 2nd ed. Austin, TX: PRO-ED.
- Hayashi M, Takamura I, Kohara H, Yamazaki K. (1989) A neuro-linguistic study of autistic children employing dichotic listening. *Tokai J Exp Clin Med* 14(4):339–345.
- Hornickel J, Zeker SG, Bradlow AR, Kraus N. (2012) Assistive listening devices drive neuroplasticity in children with dyslexia. *Proc Natl Acad Sci USA* 109(41):16731–16736.
- Hugdahl K, Westerhausen R, Alho K, Medvedev S, Laine M, Hämäläinen H. (2009) Attention and cognitive control: unfolding the dichotic listening story. *Scand J Psychol* 50(1):11–22.

- Johnston K, John A, Kreisman N, Hall J, Crandell C. (2009) Multiple benefits of personal FM system use by children with auditory processing disorder (APD). *Int J Audiol* 48(6):371–383.
- Kozou H, Azouz HG, Abdou RM, Shaltout A. (2018) Evaluation and remediation of central auditory processing disorders in children with autism spectrum disorders. *Int J Pediatr Otorhinolaryngol* 104:36–42.
- Knecht H, Nelson P, Whitelaw G, Feth L. (2002) Background noise levels and reverberation times in unoccupied classrooms: predictions and measurements. *Am J Audiol* 11(2):65–71.
- Loo JH, Rosen S, Bamiou DE. (2016) Auditory training effects on the listening skills of children with auditory processing disorder. *Ear Hear* 37(1):38–47.
- Macizo P, Soriano MF, Paredes N. (2016) Phonological and visuospatial working memory in autism spectrum disorders. *J Autism Dev Disord* 46(9):2956–2967.
- Martin NA, Brownell R. (2005) *Test of Auditory Processing Skills*. 3rd ed. Novato, CA: Academy Therapy Publications.
- Moncreiff D. (2015) Age- and gender-specific normative information from children assessed with a dichotic words test. *J Am Acad Audiol* 26:632–644.
- Moncreiff DW, Wilson RH. (2009) Recognition of randomly presented one-, two-, and three-pair dichotic digits by children and young adults. *J Am Acad Audiol* 20:58–70.
- Moncreiff D, Keith W, Abramson M, Swann A. (2017) Evidence of binaural integration benefits following ARIA training for children and adolescents diagnosed with amblyaudia. *Int J Audiol* 56(8):580–588.
- Rance G, Chisari D, Saunders K, Rault JL. (2017) Reducing listening-related stress in school-aged children with autism spectrum disorder. *J Autism Dev Disord* 47(7):2010–2022.
- Rance G, Saunders K, Carew P, Johansson M, Tan J. (2014) The use of listening devices to ameliorate auditory deficit in children with autism. *J Pediatr* 164(2):352–357.
- Schafer EC, Bryant D, Sanders K, Baldus N, Algier K, Lewis A, Traber J, Layden P, Amin A. (2014a) Fitting and verification of frequency modulation systems on children with normal hearing. *J Am Acad Audiol* 25(6):529–540.
- Schafer EC, Mathews L, Mehta S, Hill M, Munoz A, Bishop R, Moloney M. (2013) Personal FM systems for children with autism spectrum disorders (ASD) and/or attention-deficit hyperactivity disorder (ADHD): an initial investigation. *J Commun Disord* 46(1):30–52.
- Schafer EC, Traber J, Layden P, Amin A, Sanders K, Bryant D, Baldus N. (2014b) Use of wireless technology for children with auditory processing disorders, attention-deficit hyperactivity disorder, and language disorders. *Sem Hear* 35(3):193–205.
- Schafer EC, Wright S, Anderson C, Jones J, Pitts K, Bryant D, Watson M, Box J, Neve M, Mathews L, Reed MP. (2016) Assistive technology evaluations: remote-microphone technology for children with autism spectrum disorder. *J Commun Disord* 64:1–17.
- Scollie S, Seewald R, Cornelisse L, Moodie S, Bagatto M, Lurnagaray D, Beaulac S, Pumford J. (2005) The desired sensation level multistage input/output algorithm. *Trends Amplif* 9(4):159–197.
- Smart JL, Purdy SC, Kelly AS. (2017) Impact of personal frequency modulation systems on behavioral and cortical auditory evoked potential measures of auditory processing and classroom listening in school-aged children with auditory processing disorder. *J Am Acad Audiol* 29(7):568–586.
- Smoski WJ, Brunt MA, Tannahill JC. (1998) *Children's Auditory Performance Scale*. Tampa, FL: Educational Audiology Association.
- Tomczek SD, Dunn W. (2007) Sensory processing in children with and without autism: a comparative study using the short sensory profile. *Am J Occup Ther* 61(2):190–200.
- Vogan V, Francis K, Morgan B, Smith ML, Taylor M. (2018) Load matters: neural correlates of verbal working memory in children with autism spectrum disorder. *J Neurodev Disord* 10:19.
- Wang Y, Zhang YB, Liu LL, Cui JF, Wang J, Shum DH, van Amelsvoort T, Chan RC. (2017) A meta-analysis of working memory impairments in autism spectrum disorders. *Neuropsychol Rev* 27(1):46–61.
- Weckstein SM, Weckstein EJ, Parker CD, Westerman MW. (2017) A retrospective chart analysis with follow-up of Cogmed Working Memory Training in children and adolescents with autism spectrum disorder. *Med Sci Monit Basic Res* 16(23):336–343.
- Weihing J, Musiek F. (2014) Dichotic interaural intensity difference (DIID) training. In: Chermak G, Musiek FE, eds. *Handbook of Central Auditory Processing Disorders*. 2nd ed. San Diego, CA: Plural Publishing, 225–242.
- Wiig EH, Semel E, Secord WA. (2013) *Clinical Evaluation of Language Fundamentals*. 5th ed. Bloomington, IN: NCS Pearson.